


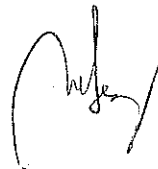
12009
A.J.F.P. MURES 2019
06 TRIMESTRU pag. 28
- lei -

| COD | DENUMIRE INDICATORI | SOLD LA | SOLD LA |
|-------|----------------------------------------------------------------------------------------------------------------------------------------------------------------------------------------------------------------------------------------------------------------------------------------------------------------------------------------------------------------------------------------------------------------------------------------------------------------------------------------------------------------------------|-------------|-------------|
| | | INCEPUTUL | SFARSITUL |
| | | PERIOADEI | PERIOADEI |
| 0 | TOTAL JUDETUL MURES | | |
| 01003 | 1.Active fixe necorporale (ct.2030000+2050000+2060000+2080100+2080200+2330000-2800300-2800500-2800800-2900400-2900500-2900800-2930100*) | 202.274 | 163.671 |
| 01004 | 2.Instalatii tehnice, mijloace de transport, animale, plantatii, mobilier, aparatura birotica si alte active corporale (ct.2130100+2130200+2130300+2130400+2140000+2310000-2810300-2810301-2810302-2810303-2810304-2810400-2910300-2910301-2910302-2910303-2910304-2910400-2930200*) | 5.040.773 | 3.231.579 |
| 01005 | 3.Terenuri si cladiri (ct.2110100+2110200+2120101+2120102+2120201+2120301+2120401+2120501+2120601+2120901+2310000-2810100-2810200-2810201-2810202-2810203-2810204-2810205-2810206-2810207-2810208-2910100-2910200-2910201-2910202-2910203-2910204-2910205-2910206-2910207-2910208-2930200) | 182.988.445 | 190.714.995 |
| 01007 | 5.Active financiare necurente (investitii pe termen lung) peste un an (ct.2600100+2600200+2600300+2650000+2670201+2670202+2670203+2670204+2670205+2670208-2960101-2960102-2960103-2960200), din care: | 428.010 | 538.010 |
| 01008 | Titluri de participare (ct.2600100+2600200+2600300-2960101-2960102-2960103) | 428.010 | 538.010 |
| 01009 | 6.Creante necurente - sume ce urmeaza a fi incasate dupa o perioada mai mare de un an (ct.4110201+4110208+4130200+4280202+4610201+4610209-4910200-4960200) din care: | 51.292 | 40.979 |
| 01010 | Creante comerciale necurente - sume ce urmeaza a fi incasate dupa o perioada mai mare de un an (ct.4110201+4110208+4130200+4610201-4910200-4960200) | 33.392 | 28.400 |
| 01015 | 7.TOTAL ACTIVE NECURENTE (rd.03+04+05+06+07+09) | 188.710.794 | 194.689.234 |
| 01019 | 1.Stocuri (ct.3010000+3020100+3020200+3020300+3020400+3020500+3020600+3020700+3020800+3020900+3030100+3030200+3040100+3040200+3050100+3050200+3070000+3090000+3310000+3320000+3410000+3450000+3460000+3470000+3490000+3510100+3510200+3540100+3540500+3540600+3560000+3570000+3580000+3590000+3610000+3710000+3810000+/-3480000+/-3780000-3910000-3920100-3920200-3920300-3930000-3940100-3940500-3940600-3950100-3950200-3950300-3950400-3950600-3950700-3950800-3960000-3970000-3970100-3970200-3970300-3980000-4420803) | 6.234.567 | 6.580.705 |
| 01021 | Creante din operatiuni comerciale, avansuri si alte decontari (ct.2320000+2340000+4090101+4090102+4110101+4110108+4130100+4180000+4250000+4280102+4610101+4610109+4730109**+4810101+4810102+4810103+4810900+4830000+4840000+4890101+4890301-4910100-4960100+5120800) din care: | 983.180 | 2.066.087 |
| 01022 | Creante comerciale si avansuri (ct.2320000+2340000+4090101+4090102+4110101+4110108+4130100+4180000+4610101-4910100-4960100),din care: | 958.252 | 1.544.556 |
| 01023 | Creante bugetare (ct.4310100**+4310200**+4310300**+4310400**+4310500**+4310600**+4310700**+4370100**+4370200**+4370300**+4420400+4420802+4440000**+4460100**+4460200**+4480200+4610102+4610104+4630000+4640000+4650100+4650200) | | |

| COD | DENUMIRE INDICATORI | SOLD LA INCEPUTUL PERIOADEI | SOLD LA SFARSITUL PERIOADEI |
|--------|----------------------------------------------------------------------------------------------------------------------------------------------------------------------------------------------------------------------------------------------------------------------------------------------------------------------------------------------------------------------------------------------------------------------------------------------------------------------------------------------------------------------------------------------------------------------------------------------------------------------------------|-----------------------------------|-----------------------------------|
| 01024 | +4660401+4660402+4660500+4660900+4810101**+4810102**+ 4810103**+4810900**-4970000), din care: | 6.823.196 | 5.306.088 |
| 01025 | Creantele bugetului general consolidat (ct.4630000+4640000+4650100+ 4650200+4660401+4660402+4660500+4660900-4970000) | 6.771.001 | 5.306.088 |
| 01025 | Creante din operatiuni cu fonduri externe nerambursabile si fonduri de la buget (ct.4500100+4500300+4500501+4500502+4500503+4500504+ 4500505+4500700+4510100+4510300+4510500+4530100+4540100+ 4540301+4540302+4540501+4540502+4540503+4540504+4550100+ 4550301+4550302+4550303+4560100+4560303+4560309+4570100+ 4570201+4570202+4570203+4570205+4570206+4570209+4570301+ 4570302+4570309+4580100+4580301+4580302+4610103+4730103**+ 4740000+4760000), din care: | 7.717.516 | 7.487.098 |
| 01030 | Total creante curente (rd.21+23+25+27) | 15.523.892 | 14.859.273 |
| 01033 | Conturi la trezorerie, casa in lei. (ct.5100000+5120101+5120501+5130101+ 5130301+5130302+5140101+5140301+5140302+5150101+5150103+5150301 +5150500+5150600+5160101+5160301+5160302+5170101+5170301+5170302 +5200100+5210100+5210300+5230000+5250101+5250102+5250301+5250302 +5250400+5260000+5270000+5280000+5290101+5290201+5290301+5290400 +5290901+5310101+5410101+5500101+5520000+5550101+5550400+5570101 +5580101+5580201+5590101+5600101+5600300+5600401+5610101+5610300 +5620101+5620300+5620401+5710100+5710300+5710400+5740101+5740102 +5740301+5740302+5740400+5750100+5750300+5750400-7700000) | 1.994.365 | 2.741.721 |
| 010331 | Dobanda de incasat,alte valori,avansuri de trezorerie (ct.5180701+5320100+ 5320200+5320300+5320400+5320500+5320600+5320800+5420100) | 345.376 | 247.235 |
| 01035 | Conturi la institutii de credit, BNR, casa in valuta (ct.5110101+5110102+ 5120102+5120402+5120502+5130102+5130202+5140102+5140202+ 5150102+5150202+5150302+5160102+5160202+5170102+5170202+ 5290102+5290202+5290302+5290902+5310402+5410102+5410202+ 5500102+5550102+5550202+5570202+5580102+5580202+5580302+ 5580303+5590102+5590202+5600102+5600103+5600402+5610102+ 5610103+5620102+5620103+5620402) | 30.810 | 106.624 |
| 01040 | Total disponibilitati si alte valori (rd.33+33.1+35+35.1) | 2.370.551 | 3.095.580 |
| 01042 | 6.Cheltuieli in avans (ct.4710000) | 4.422 | 8.009 |
| 01045 | 7.TOTAL ACTIVE CURENTE (rd.19+30+31+40+41+41.1+42) | 24.133.432 | 24.543.567 |
| 01046 | 8.TOTAL ACTIVE (rd.15+45) | 212.844.226 | 219.232.801 |
| 01052 | 1.Sume necurente - sume ce urmeaza a fi platite dupa o perioada mai mare de un an (ct.2690200+4010200+4030200+4040200+ 4050200+4280201+4620201+4620209+5090000), din care: | 70.945 | 59.341 |
| 01054 | 2.Imprumuturi pe termen lung (ct.1610200+1620200+1630200+ 1640200+1650200+1660201+1660202+1660203+1660204+ 1670201+1670202+1670203+1670208+1670209-1690200) | 21.868.914 | 20.708.865 |
| 01055 | 3.Provizioane (ct.1510201+1510202+1510203+1510204+1510208) | 1.595.314 | 1.363.728 |
| 01058 | TOTAL DATORII NECURENTE (rd.52+54+55) | 23.535.173 | 22.131.934 |
| 01060 | 1.Datorii comerciale, avansuri si alte decontari (ct.2690100+4010100+ 4030100+4040100+4050100+4080000+4190000+4620101+4620109+ 4730109+4810101+4810102+4810103+4810900+4830000+ 4840000+4890201+5090000+5120800), din care: | 1.417.814 | 15.842.116 |
| 010601 | Decontari privind incheiere executiei bugetului de stat din anul curent (ct.4890201) | 450.039 | 14.664.149 |
| 01061 | Datorii comerciale si avansuri (ct.4010100+4030100+4040100+ 4050100+4080000+4190000+4620101), din care: | 961.623 | 1.095.333 |

| COD | DENUMIRE INDICATORI | SOLD LA INCEPUTUL PERIOADEI | SOLD LA SFARSITUL PERIOADEI |
|-------|--------------------------------------------------------------------------------------------------------------------------------------------------------------------------------------------------------------------------------------------------------------------------------------------------------|-----------------------------------|-----------------------------------|
| 01062 | 2.Datorii catre bugete (ct.4310100+4310200+4310300+4310400+4310500+4310600+4310700+4370100+4370200+4370300+4400000+4410000+4420300+4420801+4440000+4460100+4460200+4480100+4550501+4550502+4550503+4620109+4670100+4670200+4670300+4670400+4670500+4670900+4730109+4810900),din care: | 1.400.287 | 1.926.047 |
| 01063 | 1 Contributii sociale (ct.4310100+4310200+4310300+4310400+4310500+4310600+4310700+4370100+4370200+4370300) | 986.127 | 1.595.364 |
| 01071 | 5.Imprumuturi pe termen lung - sume ce urmeaza a fi platite in cursul exercitiului curent (ct.1610100+1620100+1630100+1640100+1650100+1660101+1660102+1660103+1660104+1670101+1670102+1670103+1670108+1670109+1680100+1680200+1680300+1680400+1680500+1680701+1680702+1680703+1680708+1680709-1690100) | 1.053.159 | 1.190.044 |
| 01072 | 6.Salariile angajatilor (ct.4210000+4230000+4260000+4270100+4270300+4280101) | 1.882.113 | 2.585.273 |
| 01073 | 7.Alte drepturi cuvenite altor categorii de persoane (pensii, indemnizatii de somaj, burse) (ct.4220100+4220200+4240000+4260000+4270200+4270300+4290000+4380000), din care: | 88.223 | 95.348 |
| 01074 | 8.Venituri in avans (ct.4720000) | 338.973 | 138.652 |
| 01075 | 9.Provizioane (ct.1510101+1510102+1510103+1510104+1510108) | 32.387 | |
| 01078 | 10.TOTAL DATORII CURENTE (rd.60+62+65+70+71+72+73+74+75) | 6.212.956 | 21.777.480 |
| 01079 | 11.TOTAL DATORII (rd.58+78) | 29.748.129 | 43.909.414 |
| 01080 | 12.ACTIVE NETE = TOTAL ACTIVE - TOTAL DATORII = CAPITALURI PROPRII (rd.80=rd.46-79=rd.90) | 183.096.097 | 175.323.387 |
| 01084 | 1.Rezerve, fonduri (ct.1000000+1010000+1020101+1020102+1020103+1030000+1040101+1040102+1040103+1050100+1050200+1050300+1050400+1050500+1060000+1320000+1330000) | 186.458.646 | 189.717.563 |
| 01085 | 2.Rezultatul reportat (ct.1170000-sold creditor) | 8.132.473 | |
| 01086 | 3.Rezultat reportat (ct.1170000-sold debitor) | | 3.419.010 |
| 01088 | 5.Rezultatul patrimonial al exercitiului (ct.1210000- sold debitor) | 11.495.022 | 10.975.166 |
| 01090 | 6.TOTAL CAPITALURI PROPRII (rd.84+85-86+87-88) | 183.096.097 | 175.323.387 |

Conducatorul institutiei


Conducatorul compartimentului
financiar- contabil


CONTUL DE EXECUTIE AL BUGETULUI LOCAL - CHELTUIELI
31 12 2018

| Capi- tot | Sub- capi- tot | Pa- ra- graf | Ar- ti- col | Al- ne- at | Denumire indicator | Credite de angajament | | Credite bugetare | | Angajamente bugetare | Angajamente legale | Plati efectuate | Angajamente legale de platit | Cheltuieli efective | | | | | |
|--------------|----------------------|--------------------|-------------------|------------------|---------------------------------------------------------------------------------------|-----------------------|----------|------------------|------------|-------------------------|-----------------------|--------------------|------------------------------------|------------------------|---|---|---|-------|---|
| | | | | | | 1 | 2 | 3 | 4 | | | | | | 5 | 6 | 7 | 8=6-7 | 9 |
| | | | | | | | | | | | | | | | | | | | |
| 0 | | | | | B | 1 | 2 | 3 | 4 | 5 | 6 | 7 | 8=6-7 | 9 | | | | | |
| | | | | | TOTAL JUDETUL MURES | | | | | | | | | | | | | | |
| 5002 | | | | | TOTAL CHELTUIELI | 29.588.000 | | 30.508.000 | 30.508.000 | 24.018.174 | 24.018.174 | 24.018.174 | | 20.725.846 | | | | | |
| 5100 | 02 | | | | Partea I-a SERVICII PUBLICE GENERALE | 6.633.000 | | 6.399.000 | 6.399.000 | 5.696.409 | 5.696.409 | 5.696.409 | | 5.480.839 | | | | | |
| 5102 | | | | | AUTORITATI PUBLICE SI ACTIUNI EXTERNE | 4.945.000 | | 5.001.000 | 5.001.000 | 4.646.419 | 4.646.419 | 4.646.419 | | 4.386.801 | | | | | |
| | 01 | | | | Autoritati executive si legislative | 4.945.000 | | 5.001.000 | 5.001.000 | 4.646.419 | 4.646.419 | 4.646.419 | | 4.386.801 | | | | | |
| | 03 | | | | Autoritati executive | 4.945.000 | | 5.001.000 | 5.001.000 | 4.646.419 | 4.646.419 | 4.646.419 | | 4.386.801 | | | | | |
| 5402 | | | | | ALTE SERVICII PUBLICE GENERALE | 1.116.000 | | 823.000 | 823.000 | 481.111 | 481.111 | 481.111 | | 374.696 | | | | | |
| | 05 | | | | Fond de rezerva bugetara la dispozitia autoritatilor locale | 734.000 | | 330.000 | 330.000 | | | | | | | | | | |
| 5402 | 10 | | | | Servicii publice comunitare de evidenta a persoanelor | 382.000 | | 383.000 | 383.000 | 371.111 | 371.111 | 371.111 | | 374.696 | | | | | |
| 5402 | 50 | | | | Alte servicii publice generale | 110.000 | | 110.000 | 110.000 | 110.000 | 110.000 | 110.000 | | | | | | | |
| 5502 | | | | | TRANZACTII PRIVIND DATORIA PUBLICA SI IMPRUMUTURI | 572.000 | | 575.000 | 575.000 | 568.879 | 568.879 | 568.879 | | 519.342 | | | | | |
| 6000 | 02 | | | | Partea II-a APARARE, ORDINE PUBLICA SI SIGURANTA NATIONALA | 1.792.000 | | 1.809.000 | 1.809.000 | 1.755.102 | 1.755.102 | 1.755.102 | | 1.775.679 | | | | | |
| 6102 | | | | | ORDINE PUBLICA SI SIGURANTA NATIONALA | 1.792.000 | | 1.809.000 | 1.809.000 | 1.755.102 | 1.755.102 | 1.755.102 | | 1.775.679 | | | | | |
| | 03 | | | | Ordine publica | 1.176.000 | | 1.155.000 | 1.155.000 | 1.132.661 | 1.132.661 | 1.132.661 | | 1.131.204 | | | | | |
| | 04 | | | | Politie comunitara | 1.176.000 | | 1.155.000 | 1.155.000 | 1.132.661 | 1.132.661 | 1.132.661 | | 1.131.204 | | | | | |
| | 05 | | | | Protectie civila si protectia contra incendiilor (protectie civila nonmilitara) | 616.000 | | 634.000 | 634.000 | 622.441 | 622.441 | 622.441 | | 644.475 | | | | | |
| 6500 | 02 | | | | Partea III-a CHELTUIELI SOCIAL-CULTURALE | 12.859.000 | | 12.907.000 | 12.907.000 | 9.178.416 | 9.178.416 | 9.178.416 | | 8.640.220 | | | | | |
| 6502 | | | | | INVATAMANT | 2.035.000 | | 1.953.000 | 1.953.000 | 1.861.227 | 1.861.227 | 1.861.227 | | 1.711.862 | | | | | |
| | 03 | | | | Invatamant prescolar si primar | 324.000 | | 329.000 | 329.000 | 304.564 | 304.564 | 304.564 | | 377.240 | | | | | |
| | 01 | | | | Invatamant prescolar | 287.000 | | 288.000 | 288.000 | 274.404 | 274.404 | 274.404 | | 347.032 | | | | | |
| | 02 | | | | Invatamant primar | 37.000 | | 41.000 | 41.000 | 30.160 | 30.160 | 30.160 | | 30.208 | | | | | |
| | 04 | | | | Invatamant secundar | 1.704.000 | | 1.616.000 | 1.616.000 | 1.552.313 | 1.552.313 | 1.552.313 | | 1.330.272 | | | | | |

| Capi- tol | Sub- pa- ra- graf | Ar- ti- col | Ali- ne- at | Denumire indicator | Credite de angajament | | | | Credite bugetare | | | | Angajamente legale de platit | Plati efectuate | Cheltuieli efective |
|--------------|----------------------------|-------------------|-------------------|-------------------------------------------------------------------------------------------------|-----------------------|---|------------|-----------|------------------|-----------|------------|-----------|------------------------------------|--------------------|------------------------|
| | | | | | initiale | | definitive | | initiale | | definitive | | | | |
| | | | | | 1 | 2 | 3 | 4 | 5 | 6 | 7 | 8=6-7 | | | |
| A | | | | | B | | | | | | | | | | |
| 6502 | 01 | | | Invatamant secundar inferior | | | 807.000 | 770.000 | 728.877 | 728.877 | 728.877 | 728.877 | 691.253 | | |
| | 02 | | | Invatamant secundar superior | | | 897.000 | 846.000 | 823.436 | 823.436 | 823.436 | 823.436 | 639.019 | | |
| | 50 | | | Alte cheltuieli in domeniul invatamantului | | | 7.000 | 8.000 | 4.350 | 4.350 | 4.350 | 4.350 | 4.350 | | |
| 6602 | 06 | | | SANATATE | | | 1.216.000 | 1.260.000 | 1.178.261 | 1.178.261 | 1.178.261 | 1.178.261 | 1.634.073 | | |
| | | | | Servicii medicale in unitati sanitare cu paturi | | | 764.000 | 774.000 | 712.548 | 712.548 | 712.548 | 712.548 | 1.147.093 | | |
| 6602 | 06 | 01 | | Spitale generale | | | 764.000 | 774.000 | 712.548 | 712.548 | 712.548 | 712.548 | 1.147.093 | | |
| | 08 | | | Servicii de sanatate publica | | | 452.000 | 486.000 | 465.713 | 465.713 | 465.713 | 465.713 | 486.980 | | |
| 6702 | | | | CULTURA, RECREERE SI RELIGIE | | | 6.561.000 | 6.707.000 | 3.330.357 | 3.330.357 | 3.330.357 | 3.330.357 | 2.503.623 | | |
| | 03 | | | Servicii culturale | | | 819.000 | 1.010.000 | 737.116 | 737.116 | 737.116 | 737.116 | 697.911 | | |
| | 02 | | | Biblioteci publice comunale, orasenesi, municipale | | | 164.000 | 176.000 | 168.652 | 168.652 | 168.652 | 168.652 | 169.590 | | |
| 6702 | 03 | 06 | | Case de cultura | | | 575.000 | 659.000 | 504.562 | 504.562 | 504.562 | 504.562 | 464.419 | | |
| | 07 | | | Camine culturale | | | | 95.000 | | | | | | | |
| | 30 | | | Alte servicii culturale | | | 80.000 | 80.000 | 63.902 | 63.902 | 63.902 | 63.902 | 63.902 | | |
| | 05 | | | Servicii recreative si sportive | | | 5.552.000 | 5.507.000 | 2.403.541 | 2.403.541 | 2.403.541 | 2.403.541 | 1.770.712 | | |
| | 01 | | | Sport | | | 1.174.000 | 1.168.000 | 1.095.679 | 1.095.679 | 1.095.679 | 1.095.679 | 1.008.180 | | |
| | 03 | | | Intretinere gradini publice, parcuri zone verzi, baze sportive si de agrement | | | 4.378.000 | 4.339.000 | 1.307.862 | 1.307.862 | 1.307.862 | 1.307.862 | 762.532 | | |
| 6702 | 50 | | | Alte servicii in domeniile culturii, recreerii si religiei | | | 190.000 | 190.000 | 189.700 | 189.700 | 189.700 | 189.700 | 35.000 | | |
| 6802 | | | | ASIGURARI SI ASISTENTA SOCIALA | | | 3.047.000 | 2.987.000 | 2.808.571 | 2.808.571 | 2.808.571 | 2.808.571 | 2.790.662 | | |
| | 04 | | | Asistenta acordata persoanelor in varsta Asistenta sociala in caz de boli si invaliditati | | | 126.000 | 138.000 | 133.274 | 133.274 | 133.274 | 133.274 | 132.899 | | |
| | 05 | | | | | | | | | | | | | | |
| 6802 | 05 | 02 | | Asistenta sociala in caz de invaliditate | | | 1.871.000 | 1.956.000 | 1.912.141 | 1.912.141 | 1.912.141 | 1.912.141 | 1.941.253 | | |
| | 06 | | | Asistenta sociala pentru familie si | | | 1.871.000 | 1.956.000 | 1.912.141 | 1.912.141 | 1.912.141 | 1.912.141 | 1.941.253 | | |

| Capi- tot | Sub- capi- tot | Pa- ra- gra- ful | Gr- pa / Titlu | Al- ne- at | Denumire indicator | Credite de angajament | | Credite bugetare | | Angajamente legale | Plati efectuate | Angajamente legale de platit | Cheltuieli efective |
|--------------|----------------------|---------------------------|----------------------|------------------|-------------------------------------------------------------------------------------------------------------------|-----------------------|-----------|------------------|-----------|-----------------------|--------------------|------------------------------------|------------------------|
| | | | | | | 1 | 2 | 3 | 4 | | | | |
| A | | | | | B | | 5 | 6 | 7 | 8=6-7 | 9 | | |
| 6802 | 11 | | | | copii | | | 20.000 | 10.000 | 1.200 | 1.200 | | |
| | 15 | | | | Crese | | 467.000 | 527.000 | 433.107 | 433.107 | 433.107 | | 392.555 |
| | 01 | | | | Prevenirea excluderii sociale | | 50.000 | 50.000 | 31.096 | 31.096 | 31.096 | | 22.030 |
| | 50 | | | | Ajutor social | | 50.000 | 50.000 | 31.096 | 31.096 | 31.096 | | 22.030 |
| 6802 | 50 | | | | Alte cheltuieli in domeniul asigurarilor si asistentei sociale | | 513.000 | 306.000 | 297.753 | 297.753 | 297.753 | | 301.925 |
| 7000 | 02 | | | | Alte cheltuieli in domeniul asistentei sociale | | 513.000 | 306.000 | 297.753 | 297.753 | 297.753 | | 301.925 |
| 7002 | | | | | Partea IV-a SERVICII SI DEZVOLTARE PUBLICA, LOCUINTE, MEDIU SI APE LOCUINTE, SERVICII SI DEZVOLTARE PUBLICA | | 3.063.000 | 3.085.000 | 2.329.167 | 2.329.167 | 2.329.167 | | 1.773.652 |
| | 03 | | | | Locuinte | | 1.126.000 | 1.306.000 | 1.031.958 | 1.031.958 | 1.031.958 | | 618.801 |
| | 30 | | | | Alte cheltuieli in domeniul locuintelor | | 240.000 | 240.000 | 160.298 | 160.298 | 160.298 | | 34.948 |
| | 05 | | | | Alimentare cu apa si amenajari hidrotehnice | | 240.000 | 240.000 | 160.298 | 160.298 | 160.298 | | 34.948 |
| | 01 | | | | Alimentare cu apa | | 240.000 | 310.000 | 262.756 | 262.756 | 262.756 | | 17.626 |
| | 06 | | | | Iluminat public si electrificari | | 240.000 | 310.000 | 262.756 | 262.756 | 262.756 | | 17.626 |
| | 50 | | | | Alte servicii in domeniile locuintelor, serviciilor si dezvoltarii comunale | | 395.000 | 469.000 | 372.513 | 372.513 | 372.513 | | 307.924 |
| 7402 | | | | | PROTECTIA MEDIULUI | | 251.000 | 287.000 | 236.391 | 236.391 | 236.391 | | 258.303 |
| | 05 | | | | Salubritate si gestiunea descunilor | | 1.937.000 | 1.779.000 | 1.297.209 | 1.297.209 | 1.297.209 | | 1.154.851 |
| | 01 | | | | Saubritate | | 1.767.000 | 1.597.000 | 1.217.044 | 1.217.044 | 1.217.044 | | 1.154.851 |
| | 06 | | | | Canalizarea si tratarea apelor reziduale | | 1.767.000 | 1.597.000 | 1.217.044 | 1.217.044 | 1.217.044 | | 1.154.851 |
| 8000 | 02 | | | | Partea V-a ACTIUNI ECONOMICE | | 170.000 | 182.000 | 80.165 | 80.165 | 80.165 | | 3.055.456 |
| 8302 | | | | | AGRICULTURA, SILVICULTURA, SI VANATOARE | | 5.241.000 | 6.308.000 | 5.059.080 | 5.059.080 | 5.059.080 | | |
| 8302 | 03 | | | | Agricultura | | 36.000 | 36.000 | 11.634 | 11.634 | 11.634 | | |
| | 30 | | | | Alte cheltuieli in domeniul agriculturii TRANSPORTURI | | 36.000 | 36.000 | 11.634 | 11.634 | 11.634 | | |
| 8402 | | | | | | | 5.205.000 | 6.272.000 | 5.047.446 | 5.047.446 | 5.047.446 | | 3.055.456 |

| Capi- tol | Sub- capi- tol | Pa- ra- graf | Gr- pa / Titlu | Ar- ti- col | Ali- ne- at | Denumire indicator | Credite de angajament | | Credite bugetare | | Angajamente legale | Angajamente legale de platit | Plati efectuate | Cheltuieli efective |
|--------------|----------------------|--------------------|----------------------|-------------------|-------------------|--------------------|-----------------------|-----------------|------------------|-----------------|-----------------------|------------------------------------|--------------------|------------------------|
| | | | | | | | 1 initiale | 2 definitive | 3 initiale | 4 definitive | | | | |
| | | | A | | | B | | | | | | | | |
| 8402 | 03 | | | | | Transport rutier | | | 6.272.000 | 5.047.446 | 5.047.446 | 5.047.446 | 5.047.446 | 3.055.456 |
| | | 02 | | | | Transport in comun | | | 287.000 | 247.496 | 247.496 | 247.496 | 247.496 | 243.557 |
| | | 03 | | | | Strazi | | | 5.985.000 | 4.799.950 | 4.799.950 | 4.799.950 | 4.799.950 | 2.811.899 |
| 9900 | 02 | | | | | EXCEDENT/DEFICIT | | | -575.000 | | | | -416.766 | |

DETALIEREA CHELTUIELILOR

- buget local -

31 12 2018

| Capi- tol | Sub- capi- tol | Fa- ra- graf | Gru- pa / Titlu | Ar- ti- col | Ali- ne- at | Denumire indicator | Credite de angajament | | Credite bugetare | | Angajamente legale | Plati efectuate | Angajamente legale de platit | Cheltuieli efective | | | | | |
|--------------|----------------------|--------------------|-----------------------|-------------------|-------------------|-------------------------------------------------------------------------------|-----------------------|---|------------------|------------|-----------------------|--------------------|------------------------------------|------------------------|---|---|---|-------|---|
| | | | | | | | 1 | 2 | 3 | 4 | | | | | 5 | 6 | 7 | 8=6-7 | 9 |
| | | | | | | | | | | | | | | | | | | | |
| A | | | | | | | 1 | 2 | 3 | 4 | 5 | 6 | 7 | 8=6-7 | 9 | | | | |
| B | | | | | | | | | | | | | | | | | | | |
| 0 | TOTAL JUDETUL MURES | | | | | | | | | | | | | | | | | | |
| 5002 | TOTAL CHELTUIELI | | | | | | | | | | | | | | | | | | |
| | 01 | | | | | CHELTUIELI CURENTE | | | | | | | | | | | | | |
| | 10 | | | | | TITLUL I CHELTUIELI DE PERSONAL | | | | | | | | | | | | | |
| | 10 | 01 | | | | Cheltuieli salariale in bani | 29.588.000 | | 30.508.000 | 24.018.174 | 24.018.174 | 24.018.174 | 24.018.174 | 20.725.846 | | | | | |
| | 10 | 01 | 01 | | | Salarii de baza | 25.553.000 | | 25.083.000 | 20.264.561 | 20.264.561 | 20.264.561 | 20.264.561 | 19.372.143 | | | | | |
| | 10 | 01 | 05 | | | Sporuri pentru conditii de munca | 10.474.000 | | 10.117.500 | 9.967.980 | 9.967.980 | 9.967.980 | 9.967.980 | 9.981.214 | | | | | |
| | 10 | 01 | 06 | | | Alte sporuri | 10.082.000 | | 9.739.100 | 9.621.173 | 9.621.173 | 9.621.173 | 9.621.173 | 9.749.541 | | | | | |
| | 10 | 01 | 12 | | | Indemnizatii plătite unor persoane din afara unitatii | 9.692.700 | | 9.204.200 | 9.127.404 | 9.127.404 | 9.127.404 | 9.127.404 | 9.248.244 | | | | | |
| | 10 | 01 | 13 | | | Drepturi de delegare | 19.800 | | 118.800 | 114.527 | 114.527 | 114.527 | 114.527 | 120.144 | | | | | |
| | 10 | 01 | 30 | | | Alte drepturi salariale in bani | 125.500 | | 134.000 | 127.995 | 127.995 | 127.995 | 127.995 | 135.838 | | | | | |
| | 10 | 03 | 01 | | | Contributii | 243.000 | | 240.000 | 215.500 | 215.500 | 215.500 | 215.500 | 209.568 | | | | | |
| | 10 | 03 | 02 | | | Contributii de asigurari de somaj | 1.000 | | 1.000 | 442 | 442 | 442 | 442 | 442 | | | | | |
| | 10 | 03 | 03 | | | Contributii de asigurari sociale de sanatate | 392.000 | | 378.400 | 346.807 | 346.807 | 346.807 | 346.807 | 35.305 | | | | | |
| | 10 | 03 | 04 | | | Contributii de asigurari pentru accidente de munca si boli profesionale | 98.000 | | 103.900 | 101.566 | 101.566 | 101.566 | 101.566 | 5.494 | | | | | |
| | 10 | 03 | 05 | | | Prime de asigurare viata plătite de angajator pentru concedii si indemnizatii | 5.800 | | 6.300 | 3.341 | 3.341 | 3.341 | 3.341 | 174 | | | | | |
| | 10 | 03 | 06 | | | Contributia asiguratorie pentru munca | 35.500 | | 37.500 | 35.477 | 35.477 | 35.477 | 35.477 | 1.809 | | | | | |
| | 20 | 01 | | | | TITLUL II BUNURI SI SERVICII | 3.700 | | 4.700 | 1.026 | 1.026 | 1.026 | 1.026 | 54 | | | | | |
| | 20 | 01 | 01 | | | Bunuri si servicii | 4.000 | | 4.000 | 3.245 | 3.245 | 3.245 | 3.245 | 3.245 | | | | | |
| | 20 | 01 | 01 | | | Furnituri de birou | 2.000 | | 2.000 | 2.000 | 2.000 | 2.000 | 2.000 | 2.000 | | | | | |
| | 20 | 01 | 01 | | | Furnituri de birou | 243.000 | | 220.000 | 200.152 | 200.152 | 200.152 | 200.152 | 218.897 | | | | | |
| | 20 | 01 | 01 | | | Furnituri de birou | 7.130.000 | | 7.380.600 | 6.165.632 | 6.165.632 | 6.165.632 | 6.165.632 | 6.097.449 | | | | | |
| | 20 | 01 | 01 | | | Furnituri de birou | 4.987.800 | | 5.317.900 | 4.619.443 | 4.619.443 | 4.619.443 | 4.619.443 | 4.707.262 | | | | | |
| | 20 | 01 | 01 | | | Furnituri de birou | 90.800 | | 91.000 | 81.026 | 81.026 | 81.026 | 81.026 | 91.766 | | | | | |

| Capi- tol | Pa- ra- graf | Ar- ti- col | Ali- ne- at | Denumire indicator | Credite de angajament | | Credite bugetare | | Angajamente legale | Plati efectuate | Angajamente legale de platit | Cheltuieli efective | | | | |
|--------------|--------------------|-------------------|-------------------|-------------------------------------------------------------------|-----------------------|------------|------------------|------------|-----------------------|--------------------|------------------------------------|------------------------|---|---|-------|---|
| | | | | | initiale | definitive | initiale | definitive | | | | | | | | |
| A | | | | B | | | | 1 | 2 | 3 | 4 | 5 | 6 | 7 | 8-6-7 | 9 |
| | 20 | 14 | | Protectia muncii | 63.000 | 83.300 | 63.000 | 83.300 | 76.551 | 76.551 | 76.551 | 78.861 | | | | |
| | 20 | 24 | | Comisioane si alte costuri aferente imprumuturilor | 52.000 | 52.000 | 52.000 | 52.000 | 51.500 | 51.500 | 51.500 | 51.477 | | | | |
| | 20 | 24 | 02 | Comisioane si alte costuri aferente imprumuturilor interne | 52.000 | 52.000 | 52.000 | 52.000 | 51.500 | 51.500 | 51.500 | 51.477 | | | | |
| | 20 | 30 | | Alte cheltuieli | 597.000 | 459.600 | 597.000 | 459.600 | 375.825 | 375.825 | 375.825 | 329.904 | | | | |
| | 20 | 30 | 01 | Reclama si publicitate | 47.000 | 57.000 | 47.000 | 57.000 | 49.942 | 49.942 | 49.942 | 45.812 | | | | |
| | 20 | 30 | 03 | Prime de asigurare non-viata | 58.000 | 73.500 | 58.000 | 73.500 | 54.182 | 54.182 | 54.182 | 54.182 | | | | |
| | 20 | 30 | 04 | Chirii | 173.000 | 28.000 | 173.000 | 28.000 | 27.720 | 27.720 | 27.720 | 27.720 | | | | |
| | 20 | 30 | 30 | Alte cheltuieli cu bunuri si servicii | 319.000 | 301.100 | 319.000 | 301.100 | 243.981 | 243.981 | 243.981 | 202.190 | | | | |
| | 30 | | | TITLUL III DOBANZI | 520.000 | 523.000 | 520.000 | 523.000 | 517.379 | 517.379 | 517.379 | 451.566 | | | | |
| | 30 | 01 | | Dobanzi aferente datoriei publice interne | 367.000 | 374.000 | 367.000 | 374.000 | 373.967 | 373.967 | 373.967 | 308.154 | | | | |
| | 30 | 01 | 01 | Dobanzi aferente datoriei publice interne directe | 367.000 | 374.000 | 367.000 | 374.000 | 373.967 | 373.967 | 373.967 | 308.154 | | | | |
| | 30 | 02 | | Dobanzi aferente datoriei publice externe | 153.000 | 149.000 | 153.000 | 149.000 | 143.412 | 143.412 | 143.412 | 143.412 | | | | |
| | 30 | 02 | 03 | Dobanzi aferente creditelor externe garantate si/sau directe | 153.000 | 149.000 | 153.000 | 149.000 | 143.412 | 143.412 | 143.412 | 143.412 | | | | |
| | 40 | | | TITLUL IV SUBVENTII | 200.000 | 230.000 | 200.000 | 230.000 | 196.973 | 196.973 | 196.973 | 191.105 | | | | |
| | 40 | 03 | | Subventii pentru acoperirea diferentelor de pret si tarif | 200.000 | 230.000 | 200.000 | 230.000 | 196.973 | 196.973 | 196.973 | 191.105 | | | | |
| | 50 | | | TITLUL V FONDURI DE REZERVA | 734.000 | 330.000 | 734.000 | 330.000 | | | | | | | | |
| | 50 | 04 | | Fond de rezerva bugetara la dispozitia autoritatilor locale | 734.000 | 330.000 | 734.000 | 330.000 | | | | | | | | |
| | 51 | | | TITLUL VI TRANSFERURI INTRE UNITATI ALE ADMINISTRATIEI PUBLICE | 68.000 | 98.000 | 68.000 | 98.000 | 86.896 | 86.896 | 86.896 | 93.769 | | | | |
| | 51 | 01 | | Transferuri curente | 68.000 | 98.000 | 68.000 | 98.000 | 86.896 | 86.896 | 86.896 | 93.769 | | | | |
| | | | | | 68.000 | 88.000 | 68.000 | 88.000 | 77.138 | 77.138 | 77.138 | 84.011 | | | | |

| Capi- tol | Sub- capi- tol | Pa- ra- graf | Gru- pa / Titlu | Ar- ti- col | Ali- ne- at | Denumire indicator | Credite de angajament | | Credite bugetare | | Angajamente legale | Plati efectuate | Angajamente legale de platit | Cheltuieli efective | |
|--------------|----------------------|--------------------|-----------------------|-------------------|-------------------|------------------------------------------------------------------------------------------------------------------------------------------------------|-----------------------|----------|------------------|-----------|-----------------------|--------------------|------------------------------------|------------------------|----------|
| | | | | | | | 1 | 2 | 3 | 4 | | | | | 5 |
| A | | | | | | | 1 | 2 | 3 | 4 | 5 | 6 | 7 | 8=6-7 | 9 |
| | 51 | 01 | 01 | | | Transferuri catre institutii publice | | | 68.000 | 88.000 | 77.138 | 77.138 | | 84.011 | |
| | 51 | 02 | | | | Transferuri de capital | | | 10.000 | 10.000 | 9.758 | 9.758 | | 9.758 | |
| | 51 | 02 | 22 | | | Transferuri de la bugetul de stat catre bugetele locale pentru finantarea aparatului medical si echipamentelor de comunicatii in urgenta in sanatate | | | | | | | | | |
| | 51 | 02 | 28 | | | Transferuri din bugetele locale pentru finantarea cheltuielilor de capital din domeniul sanatatii | | | 9.000 | 9.000 | 8.782 | 8.782 | | 8.782 | |
| | 55 | | | | | TITLUL VII ALTE TRANSFERURI | | | 1.000 | 1.000 | 976 | 976 | | 976 | |
| | 55 | 01 | | | | A. Transferuri interne | | | 240.000 | 240.000 | 217.783 | 217.783 | | 6.367 | |
| | 55 | 01 | 42 | | | Transferuri din bugetul local catre asociatiile de dezvoltare intercomuni- tate | | | 240.000 | 240.000 | 217.783 | 217.783 | | 6.367 | |
| | 57 | | | | | TITLUL VIII ASISTENTA SOCIALA | | | 240.000 | 240.000 | 217.783 | 217.783 | | 6.367 | |
| | 57 | 02 | | | | Ajutoare sociale | | | 1.383.000 | 1.462.000 | 1.384.370 | 1.384.370 | | 1.391.185 | |
| | 57 | 02 | 01 | | | Ajutoare sociale in numerar | | | 1.383.000 | 1.462.000 | 1.384.370 | 1.384.370 | | 1.391.185 | |
| | 57 | 02 | 02 | | | Ajutoare sociale in natura | | | 1.346.000 | 1.430.500 | 1.360.773 | 1.360.773 | | 1.367.752 | |
| | 57 | 02 | 03 | | | Tichete de cresa si tichete sociale pentru gradinita | | | 30.000 | 23.500 | 19.247 | 19.247 | | 19.083 | |
| | 58 | | | | | TITLUL X PROIECTE CU FINANTARE DIN FONDURI EXTERNE NERAMBURSABILE | | | 7.000 | 8.000 | 4.350 | 4.350 | | 4.350 | |
| | 58 | 01 | | | | CADRULUI FINANCIAR 2014-2020 | | | 3.521.000 | 3.521.000 | 572.335 | 572.335 | | 572.335 | |
| | 58 | 01 | | | | Programe din Fondul European de Dezvoltare Regionala (FEDR) | | | | | | | | | |
| | 58 | 01 | 01 | | | Finantarea nationala | | | 3.521.000 | 3.521.000 | 572.335 | 572.335 | | 572.335 | |
| | 58 | 01 | 02 | | | Finantarea externa nerambursabila | | | 537.000 | 537.000 | 82.597 | 82.597 | | 82.597 | |
| | 58 | 01 | 03 | | | Cheltuieli neeligibile | | | 2.898.000 | 2.898.000 | 489.738 | 489.738 | | 489.738 | |
| | | | | | | | | | 86.000 | 86.000 | | | | | |

| Capi- tot | Sub- capi- tot | Pa- ra- graf | Gru- pa / Titlu | Ar- ti- col | Ali- ne- at | Denumire indicator | Credite de angajament | | Credite bugetare | | Angajamente legale | Plati efectuate | Angajamente legale de platit | Cheltuieli efective | |
|--------------|----------------------|--------------------|-----------------------|-------------------|-------------------|----------------------------------------------------------------------------|-----------------------|------------|------------------|------------|-----------------------|--------------------|------------------------------------|------------------------|---|
| | | | | | | | initiale | definitive | initiale | definitive | | | | | |
| A | | | | | | | 1 | 2 | 3 | 4 | 5 | 6 | 7 | 8=6-7 | 9 |
| | | | | | | B | | | | | | | | | |
| | | | 81 | 02 | 05 | Rambursari de credite aferente datoriei publice interne locale | | | 827.000 | 829.000 | 826.947 | 826.947 | | | |
| | | | 84 | | | PLATI EFECTUATE IN ANII PRECEDENTI SI RECUPERATE IN ANUL CURENT | | | | | -70.268 | -70.268 | | | |
| | | | 85 | | | Titlul XIX PLATI EFECTUATE IN ANII PRECEDENTI SI RECUPERATE IN ANUL CURENT | | | | | -70.268 | -70.268 | | | |
| | | | 85 | 01 | | Plati efectuate in anii precedenti si recuperate in anul curent | | | | | -70.268 | -70.268 | | | |
| | | | 85 | 01 | 01 | Plati efectuate in anii precedenti si recuperate in anul curent (SF) | | | | | -70.268 | -70.268 | | | |
| | | | 85 | 01 | 02 | Plati efectuate in anii precedenti si recuperate in anul curent (SD) | | | | | -10.325 | -10.325 | | | |
| 5100 | 02 | | | | | Partea I-a SERVICII PUBLICE GENERALE | | | 6.633.000 | 6.399.000 | -59.943 | -59.943 | | | |
| 5102 | | | | | | AUTORITATI PUBLICE SI ACTIUNI EXTERNE | | | 4.945.000 | 5.001.000 | 5.696.409 | 5.696.409 | | | |
| | | | 01 | | | CHELTUIELI CURENTE | | | 4.606.000 | 4.528.000 | 4.646.419 | 4.646.419 | | | |
| | | | 10 | | | TITLUL I CHELTUIELI DE PERSONAL | | | 3.732.000 | 3.509.000 | 4.431.159 | 4.431.159 | | | |
| | | | 10 | 01 | | Cheltuieli salariale in bani | | | 3.599.000 | 3.375.000 | 3.476.181 | 3.476.181 | | | |
| | | | 10 | 01 | 01 | Salarii de baza | | | 3.389.000 | 3.140.000 | 3.349.375 | 3.349.375 | | | |
| | | | 10 | 01 | 12 | Indemnizatii plătite unor persoane din afara unitatii | | | 209.000 | 209.000 | 3.127.620 | 3.127.620 | | | |
| | | | 10 | 01 | 13 | Drepturi de delegare | | | 1.000 | 1.000 | 200.530 | 200.530 | | | |
| | | | 10 | 01 | 30 | Alte drepturi salariale in bani | | | | | 442 | 442 | | | |
| | | | 10 | 03 | | Contributii | | | 133.000 | 134.000 | 20.783 | 20.783 | | | |
| | | | 10 | 03 | 01 | Contributii de asigurari sociale de stat | | | | | 136.806 | 136.806 | | | |
| | | | 10 | 03 | 02 | Contributii de asigurari de somaj | | | 37.000 | 41.000 | 39.804 | 39.804 | | | |
| | | | 10 | 03 | 03 | Contributii de asigurari sociale de | | | 1.300 | 1.800 | 1.241 | 1.241 | | | |

| Capi- tol | Sub- capi- tol | Pa- ra- graf | Gr- pa / Titlu | Ar- ti- col | Al- ne- at | Denumire indicator | Credite de angajament | | Credite bugetare | | Angajamente bugetare | Angajamente legale | Plati efectuate | Angajamente legale de platit | Cheltuieli efective |
|--------------|----------------------|--------------------|----------------------|-------------------|------------------|----------------------------------------------------------------------------|-----------------------|---|------------------|---------|-------------------------|-----------------------|--------------------|------------------------------------|------------------------|
| | | | | | | | 1 | 2 | 3 | 4 | | | | | |
| | | | A | | | B | | | | | | | | | |
| | | | | | | sanatate | | | 12.300 | 13.800 | 13.246 | 13.246 | 13.246 | 988 | |
| | 10 | 03 | 04 | | | Contributii de asigurari pentru accidente de munca si boli profesionale | | | 400 | 1.400 | 381 | 381 | 381 | 29 | |
| | 10 | 03 | 06 | | | Contributii pentru concedii si indemnizati | | | 2.000 | 2.000 | 2.000 | 2.000 | 2.000 | 2.000 | |
| | 10 | 03 | 07 | | | Contributia asiguratorie pentru munca | | | 80.000 | 74.000 | 70.134 | 70.134 | 70.134 | 76.531 | |
| | 20 | | | | | TITLUL II BUNURI SI SERVICII | | | 772.000 | 857.000 | 801.078 | 801.078 | 801.078 | 751.141 | |
| | 20 | 01 | | | | Bunuri si servicii | | | 447.000 | 498.000 | 482.610 | 482.610 | 482.610 | 475.451 | |
| | 20 | 01 | 01 | | | Furnituri de birou | | | 30.000 | 27.800 | 25.507 | 25.507 | 25.507 | 25.758 | |
| | 20 | 01 | 02 | | | Materiale pentru curatenie | | | 11.000 | 14.200 | 13.506 | 13.506 | 13.506 | 12.417 | |
| | 20 | 01 | 03 | | | Incalzit, iluminat si forta motrica | | | 180.000 | 173.000 | 172.631 | 172.631 | 172.631 | 172.164 | |
| | 20 | 01 | 04 | | | Apa, canal si salubritate | | | 20.000 | 36.000 | 35.892 | 35.892 | 35.892 | 35.892 | |
| | 20 | 01 | 05 | | | Carburanti si lubrifianti | | | 15.000 | 15.000 | 9.735 | 9.735 | 9.735 | 9.117 | |
| | 20 | 01 | 08 | | | Posta, telecomunicatii, radio, tv, internet | | | 85.000 | 85.000 | 79.506 | 79.506 | 79.506 | 77.979 | |
| | 20 | 01 | 09 | | | Materiale si prestari de servicii cu caracter functional | | | 6.000 | 6.000 | 5.377 | 5.377 | 5.377 | 2.544 | |
| | 20 | 01 | 30 | | | Alte bunuri si servicii pentru intretinere si functionare | | | 100.000 | 141.000 | 140.456 | 140.456 | 140.456 | 139.580 | |
| | 20 | 02 | | | | Reparatii curente | | | 5.000 | 5.000 | | | | | |
| | 20 | 05 | | | | Bunuri de natura obiectelor de inventar | | | 10.000 | 15.000 | 13.338 | 13.338 | 13.338 | 6.118 | |
| | 20 | 05 | 30 | | | Alte obiecte de inventar | | | 10.000 | 15.000 | 13.338 | 13.338 | 13.338 | 6.118 | |
| | 20 | 06 | | | | Deplasari, detasari, transferari | | | 5.000 | 5.000 | 4.438 | 4.438 | 4.438 | 4.438 | |
| | 20 | 06 | 01 | | | Deplasari interne, detasari, transferari | | | 5.000 | 5.000 | 4.438 | 4.438 | 4.438 | 4.438 | |
| | 20 | 11 | | | | Carti, publicatii si materiale documentare | | | 4.000 | 4.000 | 1.708 | 1.708 | 1.708 | 588 | |
| | 20 | 12 | | | | Consultanta si expertiza | | | 5.000 | 9.000 | 7.499 | 7.499 | 7.499 | 7.499 | |
| | 20 | 13 | | | | Pregatire profesionala | | | 4.000 | 4.000 | 3.631 | 3.631 | 3.631 | 3.631 | |

| Capi- tol | Sub- capi- tol | Pa- ra- graf | Ar- ti- col | Ali- ne- at | Denumire indicator | Credite de angajament | | Credite bugetare | | Angajamente bugetare | Angajamente legale | Plati efectuate | Angajamente legale de platit | Cheltuieli efective |
|--------------|----------------------|--------------------|-------------------|-------------------|----------------------------------------------------------------------------------|-----------------------|------------|------------------|------------|-------------------------|-----------------------|--------------------|------------------------------------|------------------------|
| | | | | | | initiale | definitive | initiale | definitive | | | | | |
| A | | | | | B | | | | | | | | | |
| | | | | | 1 | 2 | 3 | 4 | 5 | 6 | 7 | 8=6-7 | 9 | |
| | 20 | 14 | | | Protectia muncii | | | 33.000 | 54.000 | 49.192 | 49.192 | 49.192 | | 51.502 |
| | 20 | 30 | | | Alte cheltuieli | | | 259.000 | 263.000 | 238.662 | 238.662 | 238.662 | | 201.914 |
| | 20 | 30 | 01 | | Reclama si publicitate | | | 47.000 | 57.000 | 49.942 | 49.942 | 49.942 | | 45.812 |
| | 20 | 30 | 03 | | Prime de asigurare non-viata | | | | 7.000 | 6.790 | 6.790 | 6.790 | | 6.790 |
| | 20 | 30 | 04 | | Chirii | | | | 10.000 | 9.720 | 9.720 | 9.720 | | 9.720 |
| | 20 | 30 | 30 | | Alte cheltuieli cu bunuri si servicii | | | 212.000 | 189.000 | 172.210 | 172.210 | 172.210 | | 139.592 |
| | 59 | | | | TITLUL XI ALTE CHELTUIELI | | | 102.000 | 162.000 | 153.900 | 153.900 | 153.900 | | 153.900 |
| | 59 | 40 | | | Sume aferente persoanelor cu handicap neincadrate | | | 102.000 | 162.000 | 153.900 | 153.900 | 153.900 | | 153.900 |
| | 70 | | | | CHELTUIELI DE CAPITAL | | | 339.000 | 473.000 | 219.215 | 219.215 | 219.215 | | 187.438 |
| | 71 | | | | TITLUL XIII ACTIVE NEFINANCIARE | | | 339.000 | 473.000 | 219.215 | 219.215 | 219.215 | | 187.438 |
| | 71 | 01 | | | Active fixe | | | 339.000 | 448.000 | 194.236 | 194.236 | 194.236 | | 187.438 |
| | 71 | 01 | 01 | | Constructii | | | 144.000 | 151.000 | 84.721 | 84.721 | 84.721 | | 105.774 |
| | 71 | 01 | 02 | | Masini, echipamente si mijloace de transport | | | | | | | | | 44.306 |
| | 71 | 01 | 03 | | Mobilier, aparatura biroutica si alte active corporale | | | 12.000 | 39.000 | 7.470 | 7.470 | 7.470 | | 2.721 |
| | 71 | 01 | 30 | | Alte active fixe (inclusiv reparatii capitale) | | | | 258.000 | 102.045 | 102.045 | 102.045 | | 34.637 |
| | 71 | 03 | | | Reparatii capitale aferente activelor fixe | | | | 25.000 | 24.979 | 24.979 | 24.979 | | |
| | 84 | | | | PLATI EFECTUATE IN ANII PRECEDENTI SI RECUPERATE IN ANUL CURENT | | | | | | | | | |
| | 85 | | | | Titlul XIX PLATI EFECTUATE IN ANII PRECEDENTI SI RECUPERATE IN ANUL CURENT | | | | | -3.955 | -3.955 | -3.955 | | |
| | 85 | 01 | | | Plati efectuate in anii precedenti si recuperate in anul curent | | | | | -3.955 | -3.955 | -3.955 | | |

| Capi- tol | Sub- capi- tol | Pa- ra- graf | Ar- ti- col | Ali- ne- af | Denumire indicator | Credite de angajament | | Credite bugetare | | Angajamente legate | Plati efectuate | Angajamente legate de platit | Cheltuieli efective |
|--------------|----------------------|--------------------|-------------------|-------------------|----------------------------------------------------------------------------|-----------------------|---|------------------|---------|-----------------------|--------------------|------------------------------------|------------------------|
| | | | | | | 1 | 2 | 3 | 4 | | | | |
| | | | | | A | B | | | | | | | |
| | 85 | 01 | 01 | | Plati efectuate in anii precedenti si recuperate in anul curent (SF) | | | | | | | | |
| 5402 | | | | | ALTE SERVICII PUBLICE GENERALE CHELTUIELI CURENTE | | | 1.116.000 | 823.000 | -3.955 | -3.955 | 481.111 | 374.696 |
| | 01 | | | | TITLUL I CHELTUIELI DE PERSONAL | | | 1.116.000 | 713.000 | 371.111 | 371.111 | 371.111 | 374.696 |
| | 10 | 01 | | | Cheltuieli salariale in bani | | | 360.000 | 361.000 | 356.624 | 356.624 | 356.624 | 356.875 |
| | 10 | 01 | 01 | | Salarii de baza | | | 346.000 | 346.000 | 343.015 | 343.015 | 343.015 | 347.754 |
| | 10 | 01 | 30 | | Alte drepturi salariale in bani | | | 346.000 | 339.000 | 336.361 | 336.361 | 336.361 | 341.100 |
| | 10 | 03 | | | Contributii | | | 14.000 | 7.000 | 6.654 | 6.654 | 6.654 | 6.654 |
| | 10 | 03 | 01 | | Contributii de asigurari sociale de stat | | | 4.000 | 4.900 | 4.794 | 4.794 | 4.794 | 1.052 |
| | 10 | 03 | 02 | | Contributii de asigurari de somaj | | | 300 | 300 | 151 | 151 | 151 | 33 |
| | 10 | 03 | 03 | | Contributii de asigurari sociale de sanatate | | | 1.500 | 1.600 | 1.578 | 1.578 | 1.578 | 346 |
| | 10 | 03 | 04 | | Contributii de asigurari pentru accidente de munca si boli profesionale | | | 200 | 200 | 46 | 46 | 46 | 10 |
| | 10 | 03 | 07 | | Contributia asiguratorie pentru munca | | | 8.000 | 8.000 | 7.040 | 7.040 | 7.040 | 7.680 |
| | 20 | | | | TITLUL II BUNURI SI SERVICII | | | 22.000 | 22.000 | 14.487 | 14.487 | 14.487 | 17.821 |
| | 20 | 01 | | | Bunuri si servicii | | | 15.000 | 17.500 | 14.447 | 14.447 | 14.447 | 14.536 |
| | 20 | 01 | 01 | | Furnituri de birou | | | 5.000 | 5.000 | 2.921 | 2.921 | 2.921 | 3.099 |
| | 20 | 01 | 04 | | Apa, canal si salubritate | | | 1.000 | 1.100 | 900 | 900 | 900 | 900 |
| | 20 | 01 | 09 | | Materiale si prestari de servicii cu caracter functional | | | 1.000 | 1.000 | 400 | 400 | 400 | 267 |
| | 20 | 01 | 30 | | Alte bunuri si servicii pentru intretinere si functionare | | | 8.000 | 10.400 | 10.226 | 10.226 | 10.226 | 10.270 |
| | 20 | 05 | | | Bunuri de natura obiectelor de inventar | | | 3.000 | 500 | | | | 3.245 |
| | 20 | 05 | 30 | | Alte obiecte de inventar | | | 3.000 | 500 | | | | 3.245 |
| | 20 | 06 | | | Deplasari, detasari, transferari | | | 1.000 | 1.000 | 40 | 40 | 40 | 40 |

| Capi- tol | Sub- capi- tol | Pa- ra- gra- ful graf | Ar- ti- col | Ali- ne- at | Denumire indicator | Credite de angajament | | Credite bugetare | | Angajamente bugetare | Angajamente legale | Plati efectuate | Angajamente legale de platit | Cheltuieli efective | |
|--------------|----------------------|-----------------------------------|-------------------|-------------------|-----------------------------------------------------------------------------------|-----------------------|------------|------------------|------------|-------------------------|-----------------------|--------------------|------------------------------------|------------------------|---------|
| | | | | | | initiale | definitive | initiale | definitive | | | | | | |
| A | | | | | B | | 1 | 2 | 3 | 4 | 5 | 6 | 7 | 8=6-7 | 9 |
| | 20 | 06 | 01 | | Deplasari interne, detasari, transferari | | | 1.000 | 1.000 | 40 | 40 | 40 | | 40 | |
| | 20 | 13 | | | Pregatire profesionala | | | 3.000 | 3.000 | | | | | | |
| | 50 | | | | TITLUL V FONDURI DE REZERVA | | | 734.000 | 330.000 | | | | | | |
| | 50 | 04 | | | Fond de rezerva bugetara la dispozitia autoritatilor locale | | | 734.000 | 330.000 | | | | | | |
| | 70 | | | | CHELTUIELI DE CAPITAL | | | | 110.000 | 110.000 | 110.000 | 110.000 | | | |
| | 72 | | | | TITLUL XIV ACTIVE FINANCIARE | | | | 110.000 | 110.000 | 110.000 | 110.000 | | | |
| | 72 | 01 | | | Active financiare | | | | 110.000 | 110.000 | 110.000 | 110.000 | | | |
| | 72 | 01 | 01 | | Participare la capitalul social al societatilor comerciale | | | | 110.000 | 110.000 | 110.000 | 110.000 | | | |
| 5502 | | | | | TRANZACTII PRIVIND DATORIA PUBLICA SI IMPRUMUTURI | | | | 572.000 | 575.000 | 568.879 | 568.879 | | | 519.342 |
| | 01 | | | | CHELTUIELI CURENTE | | | | 572.000 | 575.000 | 568.879 | 568.879 | | | 503.043 |
| | 20 | | | | TITLUL II BUNURI SI SERVICII | | | | 52.000 | 52.000 | 51.500 | 51.500 | | | 51.477 |
| | 20 | 24 | | | Comisioane si alte costuri aferente imprumuturilor | | | | 52.000 | 52.000 | 51.500 | 51.500 | | | 51.477 |
| | 20 | 24 | 02 | | Comisioane si alte costuri aferente imprumuturilor interne | | | | 52.000 | 52.000 | 51.500 | 51.500 | | | 51.477 |
| | 30 | | | | TITLUL III DOBANZI | | | | 520.000 | 523.000 | 517.379 | 517.379 | | | 451.566 |
| | 30 | 01 | | | Dobanzi aferente datoriei publice interne | | | | 367.000 | 374.000 | 373.967 | 373.967 | | | 308.154 |
| | 30 | 01 | 01 | | Dobanzi aferente datoriei publice interne directe | | | | 367.000 | 374.000 | 373.967 | 373.967 | | | 308.154 |
| | 30 | 02 | | | Dobanzi aferente datoriei publice externe | | | | 153.000 | 149.000 | 143.412 | 143.412 | | | 143.412 |
| | 30 | 02 | 03 | | Dobanzi aferente creditelor externe garantate si/sau directe subinprumutate | | | | 153.000 | 149.000 | 143.412 | 143.412 | | | 143.412 |
| | 79 | | | | OPERATIUNI FINANCIARE | | | | 153.000 | 149.000 | 143.412 | 143.412 | | | 16.299 |

| Capi- tol | Sub- capi- tol | Pa- ra- graf | Ar- ti- col | Al- ne- at | Denumire indicator | Credite de angajament | | | | Credite bugetare | Angajamente legale | Plati efectuate | Angajamente legale de platit | Cheltuieli efective |
|--------------|----------------------|--------------------|-------------------|------------------|--------------------------------------------------------------|-----------------------|---|------------|------------|------------------|-----------------------|--------------------|------------------------------------|------------------------|
| | | | | | | 1 | 2 | 3 | 4 | | | | | |
| A | | | | | B | 1 | 2 | 3 | 4 | 5 | 6 | 7 | 8=6-7 | 9 |
| | | | | | Furnituri de birou | | | 800 | 1.100 | 924 | 924 | 924 | 924 | 924 |
| | | | | | Materiale pentru curatenie | | | 2.000 | 2.000 | 1.155 | 1.155 | 1.155 | 1.155 | 770 |
| | | | | | Incalzit, iluminat si forta motrica | | | 22.000 | 22.000 | 17.715 | 17.715 | 17.715 | 17.715 | 18.889 |
| | | | | | Apa, canal si salubritate | | | 12.000 | 13.000 | 12.581 | 12.581 | 12.581 | 12.581 | 12.581 |
| | | | | | Carburanti si lubrifianti | | | 37.000 | 38.900 | 36.019 | 36.019 | 36.019 | 36.019 | 35.754 |
| | | | | | Posta, telecomunicatii, radio, tv, internet | | | 3.000 | 3.000 | 2.745 | 2.745 | 2.745 | 2.745 | 2.745 |
| | | | | | Alte bunuri si servicii pentru intretinere si functionare | | | 25.200 | 25.000 | 22.566 | 22.566 | 22.566 | 22.566 | 23.120 |
| | | | | | Reparatii curente | | | 11.000 | 6.000 | | | | | |
| | | | | | Bunuri de natura obiectelor de inventar | | | 18.000 | 21.000 | 19.501 | 19.501 | 19.501 | 19.501 | 33.157 |
| | | | | | Uniforme si echipament | | | 16.000 | 20.000 | 19.084 | 19.084 | 19.084 | 19.084 | |
| | | | | | Alte obiecte de inventar | | | 2.000 | 1.000 | 417 | 417 | 417 | 417 | 33.157 |
| | | | | | Deplasari, detasari, transferari | | | 2.000 | 2.000 | 726 | 726 | 726 | 726 | 726 |
| | | | | | Deplasari interne, detasari, transferari | | | 2.000 | 2.000 | 726 | 726 | 726 | 726 | 726 |
| | | | | | Pregatire profesionala | | | 3.000 | 3.000 | 1.870 | 1.870 | 1.870 | 1.870 | 1.870 |
| | | | | | Alte cheltuieli | | | 2.000 | 15.000 | 13.708 | 13.708 | 13.708 | 13.708 | 13.408 |
| | | | | | Prime de asigurare non-viata | | | 1.000 | 6.000 | 4.960 | 4.960 | 4.960 | 4.960 | 4.960 |
| | | | | | Alte cheltuieli cu bunuri si servicii | | | 1.000 | 9.000 | 8.748 | 8.748 | 8.748 | 8.748 | 8.448 |
| | | | | | CHELTUIELI DE CAPITAL | | | 6.000 | 6.000 | 5.426 | 5.426 | 5.426 | 5.426 | 22.291 |
| | | | | | TITLUL XIII ACTIVE NEFINANCIARE | | | 6.000 | 6.000 | 5.426 | 5.426 | 5.426 | 5.426 | 22.291 |
| | | | | | Active fixe | | | 6.000 | 6.000 | 5.426 | 5.426 | 5.426 | 5.426 | 22.291 |
| | | | | | Constructii | | | 6.000 | 6.000 | 5.426 | 5.426 | 5.426 | 5.426 | 22.291 |
| | | | | | Masini, echipamente si mijloace de transport | | | 6.000 | 6.000 | 5.426 | 5.426 | 5.426 | 5.426 | 22.291 |
| 6500 | 02 | | | | Partea III-a CHELTUIELI SOCIAL-CULTURALE | | | 12.859.000 | 12.907.000 | 9.178.416 | 9.178.416 | 9.178.416 | 9.178.416 | 8.640.220 |
| 6502 | | | | | INVATAMANT | | | 2.035.000 | 1.953.000 | 1.861.227 | 1.861.227 | 1.861.227 | 1.861.227 | 1.711.862 |
| | | | | | CHELTUIELI CURENTE | | | 1.864.000 | 1.732.000 | 1.658.597 | 1.658.597 | 1.658.597 | 1.658.597 | 1.601.440 |

| Capi- tol | Sub- capi- tol | Fa- ra- graf | Gru- pa / Titlu | Ar- ti- col | Ali- ne- at | Denumire indicator | Credite de angajament | | Credite bugetare | | Angajamente bugetare | Angajamente legale | Plati efectuate | Angajamente legale de platit | Cheltuieli efective |
|--------------|----------------------|--------------------|-----------------------|-------------------|-------------------|----------------------------------------------------------------------------------|-----------------------|------------|------------------|------------|-------------------------|-----------------------|--------------------|------------------------------------|------------------------|
| | | | | | | | initiale | definitive | initiale | definitive | | | | | |
| A | | | | | | | 1 | 2 | 3 | 4 | 5 | 6 | 7 | 8=6-7 | 9 |
| B | | | | | | | | | | | | | | | |
| | 20 | 30 | 30 | | | Alte cheltuieli cu bunuri si servicii | | | 41.000 | 30.600 | 29.497 | 29.497 | 29.497 | 29.497 | 21.318 |
| | 57 | | | | | TITLUL VIII ASISTENTA SOCIALA | | | 89.000 | 110.000 | 88.914 | 88.914 | 88.914 | 88.914 | 88.750 |
| | 57 | 02 | | | | Ajutoare sociale | | | 89.000 | 110.000 | 88.914 | 88.914 | 88.914 | 88.914 | 88.750 |
| | 57 | 02 | 01 | | | Ajutoare sociale in numerar | | | 52.000 | 78.500 | 65.317 | 65.317 | 65.317 | 65.317 | 65.317 |
| | 57 | 02 | 02 | | | Ajutoare sociale in natura | | | 30.000 | 23.500 | 19.247 | 19.247 | 19.247 | 19.247 | 19.083 |
| | 57 | 02 | 03 | | | Tichete de cresa si tichete sociale pentru gradinita | | | 7.000 | 8.000 | 4.350 | 4.350 | 4.350 | 4.350 | 4.350 |
| | 59 | | | | | TITLUL XI ALTE CHELTUIELI | | | 414.000 | 251.900 | 236.127 | 236.127 | 236.127 | 236.127 | 240.402 |
| | 59 | 01 | | | | Burse | | | 202.000 | 202.000 | 187.943 | 187.943 | 187.943 | 187.943 | 187.943 |
| | 59 | 40 | | | | Sume aferente persoanelor cu handicap neincadrate | | | 212.000 | 49.900 | 48.184 | 48.184 | 48.184 | 48.184 | 52.459 |
| | 70 | | | | | CHELTUIELI DE CAPITAL | | | 171.000 | 221.000 | 209.000 | 209.000 | 209.000 | 209.000 | 110.422 |
| | 71 | | | | | TITLUL XIII ACTIVE NEFINANCIARE | | | 171.000 | 221.000 | 209.000 | 209.000 | 209.000 | 209.000 | 110.422 |
| | 71 | 01 | | | | Active fixe | | | 171.000 | 221.000 | 209.000 | 209.000 | 209.000 | 209.000 | 110.422 |
| | 71 | 01 | 01 | | | Constructii | | | 171.000 | 221.000 | 209.000 | 209.000 | 209.000 | 209.000 | 110.422 |
| | 71 | 01 | 02 | | | Masini, echipamente si mijloace de transport | | | 171.000 | 206.000 | 195.844 | 195.844 | 195.844 | 195.844 | 74.995 |
| | 71 | 01 | 03 | | | Mobilier, aparatura birou si alte active corporale | | | | 15.000 | 13.156 | 13.156 | 13.156 | 13.156 | 9.577 |
| | 84 | | | | | PLATI EFECTUATE IN ANII PRECEDENTI SI RECUPERATE IN ANUL CURENT | | | | | -6.370 | -6.370 | -6.370 | -6.370 | 25.852 |
| | 85 | | | | | Titlul XIX PLATI EFECTUATE IN ANII PRECEDENTI SI RECUPERATE IN ANUL CURENT | | | | | -6.370 | -6.370 | -6.370 | -6.370 | |
| | 85 | 01 | | | | Plati efectuate in anii precedenti si recuperate in anul curent | | | | | -6.370 | -6.370 | -6.370 | -6.370 | |
| | 85 | 01 | 01 | | | Plati efectuate in anii precedenti si recuperate in anul curent (SF) | | | | | -6.370 | -6.370 | -6.370 | -6.370 | |

| Capi- tol | Sub- capi- tol | Pa- ra- graf | Ar- ti- col | Alte ne- at | Denumire indicator | Credite de angajament | | Credite bugetare | | Angajamente bugetare | Angajamente legale | Plati efectuate | Angajamente legale de platit | Cheltuieli efective |
|--------------|----------------------|--------------------|-------------------|-------------------|----------------------------------------------------------------------------|-----------------------|------------|------------------|------------|-------------------------|-----------------------|--------------------|------------------------------------|------------------------|
| | | | | | | initiale | definitive | initiale | definitive | | | | | |
| | | | | | | 1 | 2 | 3 | 4 | 5 | 6 | 7 | 8=6-7 | 9 |
| 6602 | | | | | B | | | | | | | | | |
| | | | | | | A | | | | | | | | |
| | | | | | SANATAE | | | 1.216.000 | 1.260.000 | 1.178.261 | 1.178.261 | 1.178.261 | | 1.634.073 |
| | 01 | | | | CHELTUIELI CURENTE | | | 1.043.000 | 1.080.000 | 1.065.657 | 1.065.657 | 1.065.657 | | 1.084.861 |
| | 10 | | | | TITLUL I CHELTUIELI DE PERSONAL | | | 436.000 | 460.000 | 451.693 | 451.693 | 451.693 | | 472.882 |
| | 10 | 01 | | | Cheltuieli salariale in bani | | | 421.000 | 445.000 | 438.187 | 438.187 | 438.187 | | 462.496 |
| | 10 | 01 | 01 | | Salarii de baza | | | 414.000 | 399.000 | 392.985 | 392.985 | 392.985 | | 414.641 |
| | 10 | 01 | 05 | | Sporuri pentru conditii de munca | | | 7.000 | 46.000 | 45.202 | 45.202 | 45.202 | | 47.855 |
| | 10 | 03 | | | Contributii | | | 15.000 | 15.000 | 13.506 | 13.506 | 13.506 | | 10.386 |
| | 10 | 03 | 01 | | Contributii de asigurari sociale de stat | | | 3.000 | 3.000 | 2.993 | 2.993 | 2.993 | | |
| | 10 | 03 | 02 | | Contributii de asigurari de somaj | | | 500 | 500 | 95 | 95 | 95 | | |
| | 10 | 03 | 03 | | Contributii de asigurari sociale de sanatate | | | 1.000 | 1.000 | 985 | 985 | 985 | | |
| | 10 | 03 | 04 | | Contributii de asigurari pentru accidente de munca si boli profesionale | | | 500 | 500 | 29 | 29 | 29 | | |
| | 10 | 03 | 07 | | Contributia asiguratorie pentru munca | | | 10.000 | 10.000 | 9.404 | 9.404 | 9.404 | | 10.386 |
| | 20 | | | | TITLUL II BUNURI SI SERVICII | | | 16.000 | 19.000 | 14.020 | 14.020 | 14.020 | | 12.035 |
| | 20 | 01 | | | Bunuri si servicii | | | 8.000 | 10.000 | 7.748 | 7.748 | 7.748 | | 6.416 |
| | 20 | 01 | 01 | | Furnituri de birou | | | 500 | 500 | 414 | 414 | 414 | | 414 |
| | 20 | 01 | 02 | | Materiale pentru curatenie | | | 1.500 | 1.500 | 865 | 865 | 865 | | 865 |
| | 20 | 01 | 30 | | Alte bunuri si servicii pentru intretinere si functionare | | | 6.000 | 8.000 | 6.469 | 6.469 | 6.469 | | 5.137 |
| | 20 | 04 | | | Medicamente si materiale sanitare | | | 7.500 | 7.500 | 5.202 | 5.202 | 5.202 | | 5.202 |
| | 20 | 04 | 01 | | Medicamente | | | 2.000 | 2.000 | 1.531 | 1.531 | 1.531 | | 1.531 |
| | 20 | 04 | 02 | | Materiale sanitare | | | 3.500 | 3.500 | 1.835 | 1.835 | 1.835 | | 1.835 |
| | 20 | 04 | 04 | | Dezinfectanti | | | 2.000 | 2.000 | 1.836 | 1.836 | 1.836 | | 1.836 |
| | 20 | 05 | | | Bunuri de natura obiectelor de inventar | | | | 1.000 | 767 | 767 | 767 | | 114 |
| | 20 | 05 | 01 | | Uniforme si echipament | | | | 700 | 645 | 645 | 645 | | |
| | 20 | 05 | 30 | | Alte obiecte de inventar | | | | 300 | 122 | 122 | 122 | | 114 |

| Capi- tol | Sub- capi- tol | Pa- ra- graf | Gr- pa / Titlu | Ar- ti- col | Ali- ne- at | Denumire indicator | Credite de angajament | | Credite bugetare | | Angajamente legale | Plati efectuate | Angajamente legale de platit | Cheltuieli efective | |
|--------------|----------------------|--------------------|----------------------|-------------------|-------------------|----------------------------------------------------------------------------------------------------------------------------------------------------------------|-----------------------|------------|------------------|------------|-----------------------|--------------------|------------------------------------|------------------------|---------|
| | | | | | | | initiale | definitive | initiale | definitive | | | | | |
| A | | | | | | | 1 | 2 | 3 | 4 | 5 | 6 | 7 | 8=6-7 | 9 |
| B | | | | | | | | | | | | | | | |
| | 20 | 06 | | | | Deplasari, detasari, transferari | | | 500 | 500 | 303 | 303 | 303 | 303 | 303 |
| | 20 | 06 | 01 | | | Deplasari interne, detasari, transferari | | | 500 | 500 | 303 | 303 | 303 | 303 | 303 |
| | 51 | | | | | TITLUL VI TRANSFERURI INTRE UNITATI ALE ADMINISTRATIEI PUBLICE | | | | | | | | | |
| | 51 | 02 | | | | Transferuri de capital | | | 10.000 | 10.000 | 9.758 | 9.758 | 9.758 | 9.758 | 9.758 |
| | 51 | 02 | 22 | | | Transferuri de la bugetul de stat catre bugetele locale pentru finantarea aparaturii medicale si echipamentelor de comunicatii in urgenta in sanatate | | | 10.000 | 10.000 | 9.758 | 9.758 | 9.758 | 9.758 | 9.758 |
| | 51 | 02 | 28 | | | Transferuri din bugetele locale pentru finantarea cheltuielilor de capital din domeniul sanatatii | | | 9.000 | 9.000 | 8.782 | 8.782 | 8.782 | 8.782 | 8.782 |
| | 59 | | | | | TITLUL XI ALTE CHELTUIELI | | | 1.000 | 1.000 | 976 | 976 | 976 | 976 | 976 |
| | 59 | 11 | | | | Asociatii si fundatii | | | 591.000 | 591.000 | 590.186 | 590.186 | 590.186 | 590.186 | 590.186 |
| | 70 | | | | | CHELTUIELI DE CAPITAL | | | 591.000 | 591.000 | 590.186 | 590.186 | 590.186 | 590.186 | 590.186 |
| | 71 | | | | | TITLUL XIII ACTIVE NEFINANCIARE | | | 7.000 | 7.000 | | | | | |
| | 71 | 01 | | | | Active fixe | | | 7.000 | 7.000 | | | | | |
| | 71 | 01 | 01 | | | Constructii | | | 7.000 | 7.000 | | | | | |
| | 71 | 01 | 02 | | | Masini, echipamente si mijloace de transport | | | | | | | | | |
| | 71 | 01 | 03 | | | Mobilier, aparatura biroutica si alte active corporale | | | | | | | | | |
| | 79 | | | | | OPERATIUNI FINANCIARE | | | 7.000 | 7.000 | | | | | |
| | 81 | | | | | TITLUL XVII RAMBURSARI DE CREDITE | | | 173.000 | 173.000 | 172.547 | 172.547 | 172.547 | 172.547 | 172.547 |
| | 81 | 02 | | | | Rambursari de credite interne | | | 173.000 | 173.000 | 172.547 | 172.547 | 172.547 | 172.547 | 172.547 |
| | 81 | 02 | 05 | | | Rambursari de credite aferente datoriei publice interne locale | | | 173.000 | 173.000 | 172.547 | 172.547 | 172.547 | 172.547 | 172.547 |
| | 84 | | | | | PLATI EFECTUATE IN ANII PRECEDENTI SI | | | 173.000 | 173.000 | 172.547 | 172.547 | 172.547 | 172.547 | 172.547 |

| Capi- tol | Sub- capi- tol | Pa- ra- graf | Ar- ti- col | Ali- ne- at | Denumire indicator | Credite de angajament | | Credite bugetare | | Angajamente legale | Plati efectuate | Angajamente legale de platit | Cheltuieli efective | |
|--------------|----------------------|--------------------|-------------------|-------------------|----------------------------------------------------------------------------------|-----------------------|------------|------------------|------------|-----------------------|--------------------|------------------------------------|------------------------|---|
| | | | | | | initiale | definitive | initiale | definitive | | | | | |
| A | | | | | B | 1 | 2 | 3 | 4 | 5 | 6 | 7 | 8=6-7 | 9 |
| | | | | | RECUPERATE IN ANUL CURENT | | | | | | | | | |
| | 85 | | | | Titlul XIX PLATI EFECTUATE IN ANII PRECEDENTI SI RECUPERATE IN ANUL CURENT | | | | | | | | | |
| | 85 | 01 | | | Plati efectuate in anii precedenti si recuperate in anul curent | | | | | | | | | |
| | 85 | 01 | 02 | | Plati efectuate in anii precedenti si recuperate in anul curent (SD) | | | | | | | | | |
| 6702 | | | | | CULTURA, RECREERE SI RELIGIE | | | | | | | | | |
| | 01 | | | | CHELTUIELI CURENTE | | | 6.561.000 | 6.707.000 | 3.330.357 | 3.330.357 | 3.330.357 | 2.503.623 | |
| | 10 | | | | TITLUL I CHELTUIELI DE PERSONAL | | | 6.090.000 | 5.931.000 | 2.772.334 | 2.772.334 | 2.772.334 | 2.183.239 | |
| | 10 | 01 | | | Cheltuieli salariale in bani | | | 1.349.000 | 1.315.000 | 1.282.731 | 1.282.731 | 1.282.731 | 1.245.941 | |
| | 10 | 01 | 01 | | Salarii de baza | | | 1.294.000 | 1.264.000 | 1.237.701 | 1.237.701 | 1.237.701 | 1.218.669 | |
| | 10 | 01 | 05 | | Sporuri pentru conditii de munca | | | 1.256.300 | 1.194.300 | 1.186.982 | 1.186.982 | 1.186.982 | 1.173.304 | |
| | 10 | 01 | 06 | | Alte sporuri | | | 10.200 | 40.700 | 39.225 | 39.225 | 39.225 | 39.227 | |
| | 10 | 01 | 12 | | Indemnizatii planite unor persoane din afara unitatii | | | 500 | 2.000 | 522 | 522 | 522 | 738 | |
| | 10 | 03 | | | Contributii | | | 27.000 | 27.000 | 10.972 | 10.972 | 10.972 | 3.400 | |
| | 10 | 03 | 01 | | Contributii de asigurari sociale de stat | | | 55.000 | 51.000 | 45.030 | 45.030 | 45.030 | 27.272 | |
| | 10 | 03 | 02 | | Contributii de asigurari de somaj | | | 15.200 | 15.200 | 14.704 | 14.704 | 14.704 | | |
| | 10 | 03 | 03 | | Contributii de asigurari sociale de sanatate | | | 1.400 | 1.400 | 428 | 428 | 428 | | |
| | 10 | 03 | 04 | | Contributii de asigurari pentru accidente de munca si boli profesionale | | | 5.400 | 5.400 | 4.844 | 4.844 | 4.844 | | |
| | 10 | 03 | 07 | | Contributia asiguratorie pentru munca | | | 1.000 | 1.000 | 139 | 139 | 139 | | |
| | 20 | | | | TITLUL II BUNURI SI SERVICII | | | 32.000 | 28.000 | 24.915 | 24.915 | 24.915 | 27.272 | |
| | 20 | 01 | | | Bunuri si servicii | | | 1.044.000 | 919.000 | 742.268 | 742.268 | 742.268 | 762.298 | |
| | | | | | | | | 796.000 | 829.000 | 714.895 | 714.895 | 714.895 | 734.495 | |

| Capi- tot | Sub- capi- tot | Pa- ra- graf | Ar- ti- col | Ali- ne- at | Denumire indicator | Credite de angajament | | Credite bugetare | | Angajamente legale | Plati efectuate | Angajamente legale de platit | Cheltuieli efective | |
|--------------|----------------------|--------------------|-------------------|-------------------|----------------------------------------------------------------------|-----------------------|------------|------------------|------------|-----------------------|--------------------|------------------------------------|------------------------|---------|
| | | | | | | initiale | definitive | initiale | definitive | | | | | |
| A | | | | | B | 1 | 2 | 3 | 4 | 5 | 6 | 7 | 8=6-7 | 9 |
| | 20 | 01 | 01 | | Furnituri de birou | | | 3.500 | 3.200 | 904 | 904 | | 904 | 904 |
| | 20 | 01 | 02 | | Materiale pentru curatenie | | | 8.000 | 9.000 | 7.003 | 7.003 | | 7.003 | 6.942 |
| | 20 | 01 | 03 | | Incalzit, iluminat si forta motrica | | | 282.000 | 287.300 | 260.289 | 260.289 | | 260.289 | 273.159 |
| | 20 | 01 | 04 | | Apa, canal si salubritate | | | 61.300 | 70.300 | 57.028 | 57.028 | | 57.028 | 57.028 |
| | 20 | 01 | 05 | | Carburanti si lubrifianti | | | 15.000 | 15.000 | 9.735 | 9.735 | | 9.735 | 11.924 |
| | 20 | 01 | 07 | | Transport | | | 2.000 | 2.000 | 1.423 | 1.423 | | 1.423 | 1.423 |
| | 20 | 01 | 08 | | Posta, telecomunicatii, radio, tv, internet | | | 2.700 | 2.700 | 2.037 | 2.037 | | 2.037 | 2.030 |
| | 20 | 01 | 09 | | Materiale si prestari de servicii cu caracter functional | | | 273.000 | 285.000 | 251.401 | 251.401 | | 251.401 | 256.348 |
| | 20 | 01 | 30 | | Alte bunuri si servicii pentru intretinere si functionare | | | 148.500 | 154.500 | 125.075 | 125.075 | | 125.075 | 124.737 |
| | 20 | 02 | | | Reparatii curente | | | 10.000 | 10.000 | | | | | |
| | 20 | 04 | | | Medicamente si materiale sanitare | | | 16.000 | 16.000 | | | | | |
| | 20 | 04 | 04 | | Dezinfectanti | | | 16.000 | 16.000 | 12.310 | 12.310 | | 12.310 | 14.040 |
| | 20 | 05 | | | Bunuri de natura obiectelor de inventar | | | 16.000 | 16.000 | 12.310 | 12.310 | | 12.310 | 14.040 |
| | 20 | 05 | 01 | | Uniforme si echipament | | | 22.000 | 19.000 | 4.989 | 4.989 | | 4.989 | 3.162 |
| | 20 | 05 | 30 | | Alte obiecte de inventar | | | 6.000 | 6.000 | | | | | |
| | 20 | 06 | | | Deplasari, detasari, transferari | | | 16.000 | 13.000 | 4.989 | 4.989 | | 4.989 | 3.162 |
| | 20 | 06 | 01 | | Deplasari interne, detasari, transferari | | | 3.000 | 3.000 | 382 | 382 | | 382 | 382 |
| | 20 | 11 | | | Carti, publicatii si materiale documentare | | | 3.000 | 3.000 | 382 | 382 | | 382 | 382 |
| | 20 | 30 | | | Alte cheltuieli | | | 2.000 | 2.000 | 830 | 830 | | 830 | 1.631 |
| | 20 | 30 | 03 | | Prime de asigurare non-viata | | | 195.000 | 40.000 | 8.862 | 8.862 | | 8.862 | 8.588 |
| | 20 | 30 | 04 | | Chirii | | | 20.000 | 20.000 | 7.074 | 7.074 | | 7.074 | 7.074 |
| | 20 | 30 | 30 | | Alte cheltuieli cu bunuri si servicii | | | 155.000 | 20.000 | 1.788 | 1.788 | | 1.788 | 1.514 |
| | 58 | | | | TITLUL X PROIECTE CU FINANTARE DIN FONDURI EXTERNE NERAMBURSABILE | | | 20.000 | 20.000 | | | | | |

| Capi- tot | Sub- capi- tot | Pa- ra- graf | Gru- pa / Titlu | Ar- ti- col | Ali- ne- at | Denumire indicator | Credite de angajament | | Credite bugetare | | Angajamente legale | Plati efectuate | Angajamente legale de platit | Cheltuieli efective |
|--------------|----------------------|--------------------|-----------------------|-------------------|-------------------|-------------------------------------------------------------|----------------------------------------------------|-----------|------------------|-----------|-----------------------|--------------------|------------------------------------|------------------------|
| | | | | | | | 1 | 2 | 3 | 4 | | | | |
| | | | | | | B | | | | | | | | |
| | | | | | | A | | | | | | | | |
| | | | | | | CADRULUI FINANCIAR 2014-2020 | | | | | | | | |
| | | | | | | Programe din Fondul European de Dezvoltare Regionala (FEDR) | | | | | | | | |
| | | | | | | 58 01 01 | Finantarea nationala | 3.521.000 | | 3.521.000 | 572.335 | 572.335 | 572.335 | |
| | | | | | | 58 01 02 | Finantarea externa nerambursabila | 537.000 | | 537.000 | 82.597 | 82.597 | 82.597 | |
| | | | | | | 58 01 03 | Cheltuieli neeligibile | 2.898.000 | | 2.898.000 | 489.738 | 489.738 | 489.738 | |
| | | | | | | 59 | TITLUL XI ALTE CHELTUIELI | 86.000 | | 86.000 | | | | |
| | | | | | | 59 11 | Asociatii si fundatii | 176.000 | | 176.000 | 175.000 | 175.000 | 175.000 | 175.000 |
| | | | | | | 59 22 | Actiuni cu caracter stiintifice si social-cultural | 141.000 | | 141.000 | 140.000 | 140.000 | 140.000 | 140.000 |
| | | | | | | 70 | CHELTUIELI DE CAPITAL | 35.000 | | 35.000 | 35.000 | 35.000 | 35.000 | 35.000 |
| | | | | | | 71 | TITLUL XIII ACTIVE NEFINANCIARE | 471.000 | | 471.000 | 558.023 | 558.023 | 558.023 | 320.384 |
| | | | | | | 71 01 | Active fixe | 471.000 | | 471.000 | 558.023 | 558.023 | 558.023 | 320.384 |
| | | | | | | 71 01 01 | Constructii | 415.000 | | 415.000 | 520.856 | 520.856 | 520.856 | 320.384 |
| | | | | | | 71 01 02 | Masini, echipamente si mijloace de transport | | | | | | | 275.879 |
| | | | | | | 71 01 03 | Mobilier, aparatura birou si alte active corporale | | | | | | | 16.377 |
| | | | | | | 71 01 30 | Alte active fixe | | | | | | | 21.168 |
| | | | | | | 71 03 | (inclusiv reparatii capitale) | 56.000 | | 56.000 | 37.167 | 37.167 | 37.167 | 6.960 |
| | | | | | | | Reparatii capitale aferente activelor fixe | | | | | | | |
| | | | | | | 6802 | ASIGURARI SI ASISTENTA SOCIALA | 3.047.000 | | 3.047.000 | 2.808.571 | 2.808.571 | 2.808.571 | 2.790.662 |
| | | | | | | 01 | CHELTUIELI CURENTE | 2.951.000 | | 2.951.000 | 2.765.619 | 2.765.619 | 2.765.619 | 2.788.226 |
| | | | | | | 10 | TITLUL I CHELTUIELI DE PERSONAL | 1.533.000 | | 1.533.000 | 1.370.183 | 1.370.183 | 1.370.183 | 1.396.631 |
| | | | | | | 10 01 | Cheltuieli salariale in bani | 1.477.000 | | 1.477.000 | 1.330.346 | 1.330.346 | 1.330.346 | 1.365.158 |
| | | | | | | 10 01 01 | Salarii de baza | 1.474.400 | | 1.474.400 | 1.297.678 | 1.297.678 | 1.297.678 | 1.329.528 |
| | | | | | | 10 01 05 | Sporuri pentru conditii de munca | 2.600 | | 2.600 | 30.100 | 30.100 | 30.100 | 33.062 |

| Capi- tol | Sub- capi- tol | Pa- ra- graf | Gru- pa / Titlu | Ar- ti- col | Al- ne- at | Denumire indicator | Credite de angajament | | Credite bugetare | | Angajamente legale | Plati efectuate | Angajamente legale de platit | Cheltieli efective |
|--------------|----------------------|--------------------|-----------------------|-------------------|------------------|----------------------------------------------------------------------------|-----------------------|------------|------------------|------------|-----------------------|--------------------|------------------------------------|-----------------------|
| | | | | | | | initiale | definitive | initiale | definitive | | | | |
| A | | | | | | 1 | 2 | 3 | 4 | 5 | 6 | 7 | 8=6-7 | 9 |
| B | | | | | | | | | | | | | | |
| | 10 | 01 | 30 | | | Alte drepturi salariale in bani | | | 3.100 | 2.568 | 2.568 | 2.568 | | 2.568 |
| | 10 | 03 | | | | Contributii | | | 44.400 | 39.837 | 39.837 | 39.837 | | 31.473 |
| | 10 | 03 | 01 | | | Contributii de asigurari sociale de stat | | | 7.300 | 7.175 | 7.175 | 7.175 | | 606 |
| | 10 | 03 | 02 | | | Contributii de asigurari de somaj | | | 1.000 | 417 | 417 | 417 | | 18 |
| | 10 | 03 | 03 | | | Contributii de asigurari sociale de sanatate | | | 4.800 | 4.343 | 4.343 | 4.343 | | 300 |
| | 10 | 03 | 04 | | | Contributii de asigurari pentru accidente de munca si boli profesionale | | | 900 | 126 | 126 | 126 | | 7 |
| | 10 | 03 | 07 | | | Contributia asiguratorie pentru munca | | | 42.000 | 27.776 | 27.776 | 27.776 | | 30.642 |
| | 20 | | | | | TITLUL II BUNURI SI SERVICII | | | 104.000 | 83.930 | 83.930 | 83.930 | | 71.660 |
| | 20 | 01 | | | | Bunuri si servicii | | | 55.800 | 42.670 | 42.670 | 42.670 | | 43.994 |
| | 20 | 01 | 01 | | | Furnituri de birou | | | 6.400 | 3.765 | 3.765 | 3.765 | | 3.765 |
| | 20 | 01 | 02 | | | Materiale pentru curatenie | | | 4.000 | 3.684 | 3.684 | 3.684 | | 3.684 |
| | 20 | 01 | 03 | | | Incalzit, iluminat si forta motrica | | | 21.000 | 17.402 | 17.402 | 17.402 | | 17.402 |
| | 20 | 01 | 04 | | | Apa, canal si salubritate | | | 5.500 | 3.397 | 3.397 | 3.397 | | 3.397 |
| | 20 | 01 | 05 | | | Carburanti si lubrifianti | | | 6.000 | 5.841 | 5.841 | 5.841 | | 5.841 |
| | 20 | 01 | 07 | | | Transport | | | 1.000 | 780 | 780 | 780 | | 780 |
| | 20 | 01 | 08 | | | Posta, telecomunicatii, radio, tv, internet | | | 300 | 146 | 146 | 146 | | 134 |
| | 20 | 01 | 09 | | | Materiale si prestari de servicii cu caracter functional | | | 4.000 | 3.000 | | | | |
| | 20 | 01 | 30 | | | Alte bunuri si servicii pentru intretinere si functionare | | | 9.100 | 7.655 | 7.655 | 7.655 | | 7.655 |
| | 20 | 02 | | | | Reparatii curente | | | 4.000 | | | | | |
| | 20 | 03 | | | | Hrana | | | 30.000 | 22.260 | 22.260 | 22.260 | | 22.260 |
| | 20 | 03 | 01 | | | Hrana pentru oameni | | | 30.000 | 22.260 | 22.260 | 22.260 | | 22.260 |
| | 20 | 04 | | | | Medicamente si materiale sanitare | | | 4.000 | 3.969 | 3.969 | 3.969 | | 3.969 |


| Capi- tol | Sub- capi- tol | Pa- ra- graf | Gru- pa / Titlu | Ar- ti- col | Al- ne- at | Denumire indicator | Credite de angajament | | Credite bugetare | | Angajamente bugetare | Angajamente legale | Plati efectuate | Angajamente legale de platit | Cheltuieli efective |
|--------------|----------------------|--------------------|-----------------------|-------------------|------------------|------------------------------------------|-----------------------|------------|------------------|------------|-------------------------|-----------------------|--------------------|------------------------------------|------------------------|
| | | | | | | | initiale | definitive | initiale | definitive | | | | | |
| A | | | | | | 1 | 2 | 3 | 4 | 5 | 6 | 7 | 8=6-7 | 9 | |
| B | | | | | | | | | | | | | | | |
| | | | 20 04 01 | | | Medicamente | | | 1.000 | 1.000 | 589 | 589 | 589 | | 589 |
| | | | 20 04 02 | | | Materiale sanitare | | | 1.000 | 1.000 | 666 | 666 | 666 | | 666 |
| | | | 20 04 04 | | | Dezinfectanti | | | 2.000 | 3.000 | 2.714 | 2.714 | 2.714 | | 2.714 |
| | | | 20 05 | | | Bunuri de natura obiectelor de inventar | | | 3.000 | 21.000 | 14.315 | 14.315 | 14.315 | | 721 |
| | | | 20 05 01 | | | Uniforme si echipament | | | 2.000 | 2.000 | 1.500 | 1.500 | 1.500 | | 721 |
| | | | 20 05 30 | | | Alte obiecte de inventar | | | 3.000 | 19.000 | 12.815 | 12.815 | 12.815 | | 721 |
| | | | 20 06 | | | Deplasari, detasari, transferari | | | 1.200 | 1.200 | 114 | 114 | 114 | | 114 |
| | | | 20 06 01 | | | Deplasari interne, detasari, transferari | | | 1.200 | 1.200 | 114 | 114 | 114 | | 114 |
| | | | 20 13 | | | Pregatite profesionala | | | 5.000 | 5.000 | 200 | 200 | 200 | | 200 |
| | | | 20 30 | | | Alte cheltuieli | | | 1.000 | 1.000 | 402 | 402 | 402 | | 402 |
| | | | 20 30 03 | | | Prime de asigurare non-viata | | | 1.000 | 1.000 | 402 | 402 | 402 | | 402 |
| | | | 51 | | | TITLUL VI TRANSFERURI INTRE UNITATI ALE | | | | | | | | | |
| | | | | | | ADMINISTRATIEI PUBLICE | | | | | | | | | |
| | | | 51 01 | | | Transferuri curente | | | 20.000 | 20.000 | 16.050 | 16.050 | 16.050 | | 17.500 |
| | | | 51 01 01 | | | Transferuri catre institutiile publice | | | 20.000 | 20.000 | 16.050 | 16.050 | 16.050 | | 17.500 |
| | | | 57 | | | TITLUL VIII ASISTENTA SOCIALA | | | | | | | | | |
| | | | 57 02 | | | Ajutoare sociale | | | 1.294.000 | 1.352.000 | 1.295.456 | 1.295.456 | 1.295.456 | | 1.302.435 |
| | | | 57 02 01 | | | Ajutoare sociale in numerar | | | 1.294.000 | 1.352.000 | 1.295.456 | 1.295.456 | 1.295.456 | | 1.302.435 |
| | | | 70 | | | CHELTUIELI DE CAPITAL | | | 1.294.000 | 1.352.000 | 1.295.456 | 1.295.456 | 1.295.456 | | 1.302.435 |
| | | | 71 | | | TITLUL XIII ACTIVE NEFINANCIARE | | | | | | | | | |
| | | | 71 01 | | | Active fixe | | | 96.000 | 96.000 | 42.952 | 42.952 | 42.952 | | 2.436 |
| | | | 71 01 01 | | | Constructii | | | 96.000 | 96.000 | 42.952 | 42.952 | 42.952 | | 2.436 |
| | | | 71 01 30 | | | Alte active fixe | | | 55.000 | 55.000 | 18.445 | 18.445 | 18.445 | | 2.436 |
| | | | | | | (inclusiv reparatii capitale) | | | 41.000 | 41.000 | 24.507 | 24.507 | 24.507 | | 2.436 |
| 7000 02 | | | | | | Partea IV-a. SERVICII SI DEZVOLTARE | | | | | | | | | |
| | | | | | | PUBLICA, LOCUINTE, MEDIU SI APE | | | 3.063.000 | 3.063.000 | 2.329.167 | 2.329.167 | 2.329.167 | | 1.773.652 |
| 7002 | | | | | | LOCUINTE, SERVICII SI DEZVOLTARE PUBLICA | | | 1.126.000 | 1.306.000 | 1.031.958 | 1.031.958 | 1.031.958 | | 618.801 |
| | | | 01 | | | CHELTUIELI CURENTE | | | 813.000 | 908.000 | 801.133 | 801.133 | 801.133 | | 583.729 |

| Capi- tol | Sub- capi- tol | Pa- ra- graf | Ar- ti- col | Ali- ne- at | Denumire indicator | Credite de angajament | | Credite bugetare | | Angajamente legale | Plati efectuate | Angajamente legale de platit | Cheltuieli efective | | |
|--------------|----------------------|--------------------|-------------------|-------------------|-----------------------------------------------------------|-----------------------|------------|------------------|------------|-----------------------|--------------------|------------------------------------|------------------------|-----------|-----------|
| | | | | | | initiale | definitive | initiale | definitive | | | | | | |
| A | | | | | B | | 1 | 2 | 3 | 4 | 5 | 6 | 7 | 8=6-7 | 9 |
| | | | | | TITLUL XIII ACTIVE NEFINANCIARE | | | | | | | | | | |
| | | | | | Active fixe | | | | 313.000 | 398.000 | 230.825 | 230.825 | 230.825 | 230.825 | 35.072 |
| | | | | | Constructii | | | | 313.000 | 398.000 | 230.825 | 230.825 | 230.825 | 230.825 | 35.072 |
| | | | | | Masini, echipamente si mijloace de transport | | | | 218.000 | 303.000 | 187.654 | 187.654 | 187.654 | 187.654 | 31.191 |
| | | | | | Alte active fixe | | | | | | | | | | 3.881 |
| | | | | | (inclusiv reparatii capitale) | | | | 95.000 | 95.000 | 43.171 | 43.171 | 43.171 | 43.171 | |
| 7402 | | | | | PROTECTIA MEDIULUI | | | | 1.937.000 | 1.779.000 | 1.297.209 | 1.297.209 | 1.297.209 | 1.297.209 | 1.154.851 |
| | | | | | CHELTUIELI CURENTE | | | | 1.479.000 | 1.409.000 | 1.103.835 | 1.103.835 | 1.103.835 | 1.103.835 | 1.152.719 |
| | | | | | TITLUL II BUNURI SI SERVICII | | | | 1.479.000 | 1.409.000 | 1.103.835 | 1.103.835 | 1.103.835 | 1.103.835 | 1.152.719 |
| | | | | | Bunuri si servicii | | | | 1.450.000 | 1.380.000 | 1.091.974 | 1.091.974 | 1.091.974 | 1.091.974 | 1.152.699 |
| | | | | | Apa, canal si salubritate | | | | 850.000 | 850.000 | 797.850 | 797.850 | 797.850 | 797.850 | 833.454 |
| | | | | | Alte bunuri si servicii pentru intretinere si functionare | | | | 600.000 | 530.000 | 294.124 | 294.124 | 294.124 | 294.124 | 319.245 |
| | | | | | Hrana | | | | 1.000 | 1.000 | | | | | |
| | | | | | Hrana pentru animale | | | | 1.000 | 1.000 | | | | | |
| | | | | | Medicamente si materiale sanitare | | | | 3.000 | 3.000 | 20 | 20 | 20 | 20 | 20 |
| | | | | | Materiale sanitare | | | | 3.000 | 3.000 | 20 | 20 | 20 | 20 | 20 |
| | | | | | Bunuri de natura obiectelor de inventar | | | | 25.000 | 25.000 | 11.841 | 11.841 | 11.841 | 11.841 | |
| | | | | | Alte obiecte de inventar | | | | 25.000 | 25.000 | 11.841 | 11.841 | 11.841 | 11.841 | |
| | | | | | CHELTUIELI DE CAPITAL | | | | 458.000 | 370.000 | 193.374 | 193.374 | 193.374 | 193.374 | 2.132 |
| | | | | | TITLUL XIII ACTIVE NEFINANCIARE | | | | 458.000 | 370.000 | 193.374 | 193.374 | 193.374 | 193.374 | 2.132 |
| | | | | | Active fixe | | | | 458.000 | 370.000 | 193.374 | 193.374 | 193.374 | 193.374 | 2.132 |
| | | | | | Constructii | | | | 458.000 | 370.000 | 193.374 | 193.374 | 193.374 | 193.374 | 2.132 |
| | | | | | Masini, echipamente si mijloace de transport | | | | 348.000 | 370.000 | 193.374 | 193.374 | 193.374 | 193.374 | 2.132 |
| 8000 02 | | | | | Partea V-a ACTIUNI ECONOMICE | | | | 110.000 | | | | | | |
| 8302 | | | | | AGRICULTURA, SILVICULTURA, | | | | 5.241.000 | 6.308.000 | 5.059.080 | 5.059.080 | 5.059.080 | 5.059.080 | 3.055.456 |

| Capi- tol | Sub- capi- tol | Pa- ra- graf | Gru- pa / Titlu | Ar- ti- col | Ali- ne- at | Denumire indicator | Credite de angajament | | Credite bugetare | | Angajamente bugetare | Angajamente legale | Plati efectuate | Angajamente legale de platit | Cheltuieli efective | |
|--------------|----------------------|--------------------|-----------------------|-------------------|-------------------|--------------------------------------------------------------|-----------------------|------------|------------------|------------|-------------------------|-----------------------|--------------------|------------------------------------|------------------------|---------|
| | | | | | | | initiale | definitive | initiale | definitive | | | | | | |
| A | | | | | | B | | 1 | 2 | 3 | 4 | 5 | 6 | 7 | 8=6-7 | 9 |
| | | | | | | internet | | | | 2.000 | 2.000 | 1.779 | 1.779 | 1.779 | 1.779 | 1.779 |
| | | | 20 | 01 | 09 | Materiale si prestari de servicii cu caracter functional | | | | 95.000 | 155.000 | 114.204 | 114.204 | 114.204 | 114.204 | 119.548 |
| | | | 20 | 01 | 30 | Alte bunuri si servicii pentru intretinere si functionare | | | | 265.000 | 424.000 | 356.197 | 356.197 | 356.197 | 356.197 | 347.115 |
| | | | 20 | 02 | | Reparatii curente | | | | 1.030.000 | 1.018.000 | 729.586 | 729.586 | 729.586 | 729.586 | 660.304 |
| | | | 20 | 05 | | Bunuri de natura obiectelor de inventar | | | | 20.000 | 21.500 | 4.028 | 4.028 | 4.028 | 4.028 | 28.533 |
| | | | 20 | 05 | 01 | Uniforme si echipament | | | | 20.000 | 17.000 | | | | | |
| | | | 20 | 05 | 30 | Alte obiecte de inventar | | | | 4.500 | 4.500 | 4.028 | 4.028 | 4.028 | 4.028 | 28.533 |
| | | | 20 | 06 | | Deplasari, detasari, transferari | | | | 1.000 | 1.000 | 264 | 264 | 264 | 264 | 264 |
| | | | 20 | 06 | 01 | Deplasari interne, detasari, transferari | | | | 1.000 | 1.000 | 264 | 264 | 264 | 264 | 264 |
| | | | 20 | 13 | | Pregatire profesionala | | | | 3.000 | 3.000 | 2.400 | 2.400 | 2.400 | 2.400 | 2.400 |
| | | | 20 | 30 | | Alte cheltuieli | | | | 47.000 | 57.500 | 51.345 | 51.345 | 51.345 | 51.345 | 50.925 |
| | | | 20 | 30 | 03 | Prime de asigurare non-viata | | | | 20.000 | 24.000 | 19.607 | 19.607 | 19.607 | 19.607 | 19.607 |
| | | | 20 | 30 | 30 | Alte cheltuieli cu bunuri si servicii | | | | 27.000 | 33.500 | 31.738 | 31.738 | 31.738 | 31.738 | 31.318 |
| | | | 40 | | | TITLUL IV SUBVENTII | | | | 200.000 | 230.000 | 196.973 | 196.973 | 196.973 | 191.105 | |
| | | | 40 | 03 | | Subventii pentru acoperirea diferentelor de pret si tarif | | | | 200.000 | 230.000 | 196.973 | 196.973 | 196.973 | 191.105 | |
| | | | 70 | | | CHELTUIELI DE CAPITAL | | | | 1.318.000 | 2.103.000 | 1.416.485 | 1.416.485 | 1.416.485 | 1.08.017 | |
| | | | 71 | | | TITLUL XIII ACTIVE NEFINANCIARE | | | | 1.318.000 | 2.103.000 | 1.416.485 | 1.416.485 | 1.416.485 | 1.08.017 | |
| | | | 71 | 01 | | Active fixe | | | | 1.318.000 | 1.911.000 | 1.292.087 | 1.292.087 | 1.292.087 | 1.08.017 | |
| | | | 71 | 01 | 01 | Constructii | | | | 1.218.000 | 1.732.000 | 1.113.325 | 1.113.325 | 1.113.325 | 30.374 | |
| | | | 71 | 01 | 02 | Masini, echipamente si mijloace de transport | | | | 100.000 | 179.000 | 178.762 | 178.762 | 178.762 | 70.964 | |
| | | | 71 | 01 | 03 | Mobilier, aparatura biroutica si alte active corporale | | | | | | | | | | |
| | | | 71 | 03 | | Reparatii capitale aferente activelor fixe | | | | | 192.000 | 124.398 | 124.398 | 124.398 | 6.679 | |

| Capi- toi | Sub- capi- toi | Pa- ra- graf | Gru- pa / Titlu | Ar- ti- col | Ali- ne- at | Denumire indicator | Credite de angajament | | Credite bugetare | | Angajamente legale | Plati efectuate | Angajamente legale de platit | Cheltuieli efective | |
|--------------|----------------------|--------------------|-----------------------|-------------------|-------------------|-------------------------------------------------------------------|-----------------------|------------|------------------|------------|-----------------------|--------------------|------------------------------------|------------------------|----------|
| | | | | | | | initiale | definitive | initiale | definitive | | | | | |
| A | | | | | | 1 | 2 | 3 | 4 | 5 | 6 | 7 | 8=6-7 | 9 | |
| B | | | | | | | | | | | | | | | |
| | 79 | | | | | OPERATIUNI FINANCIARE | | | | | | | | | |
| | 81 | | | | | TITLUL XVII RAMBURSARI DE CREDITE | | | | | | | | | |
| | 81 | 02 | | | | Rambursari de credite interne | | | 656.000 | 654.400 | 654.400 | 654.400 | 654.400 | 654.400 | 654.400 |
| | 81 | 02 | 05 | | | Rambursari de credite aferente datoriei publice interne locale | | | 656.000 | 654.400 | 654.400 | 654.400 | 654.400 | 654.400 | 654.400 |
| 9900 | 02 | | | | | EXCEDENT/DEFICIT | | | 654.000 | 654.400 | 654.400 | 654.400 | 654.400 | 654.400 | 654.400 |
| | | | | | | | | | -575.000 | -575.000 | | | | | -416.766 |

Conducatorul institutiei,



Conducatorul compartimentului
financiar-contabil




| Capi- tol | Sub- capi- tol | Pa- ra- gra- ful | Ar- ti- col | Al- ne- at | Denumire indicator | Prevederi bugetare | | Prevederi bugetare definitive | Drepturi constatate | | Incasari realizate | Stingeri pe alte cai decat incasari | Drepturi constatate de incasat | |
|--------------|----------------------|---------------------------|-------------------|------------------|-----------------------------------------------------------------------------------------------------|-----------------------|------------|-------------------------------------|---------------------|---------------------|-----------------------|-------------------------------------------|--------------------------------------|------------------------|
| | | | | | | initiale | 1 | | 2 | Total, din care: | | | | din anii precedenti |
| 0 | | | | | B | | | | | | | | | |
| | | | | | | | | | | | | | | |
| 0001 | 02 | | | | TOTAL JUDETEL MURES | | | | | | | | | |
| 0002 | | | | | TOTAL VENITURI-BUGET LOCAL | 29.013.000 | 29.933.000 | 29.933.000 | 28.907.496 | 6.771.001 | 22.136.495 | 23.601.408 | | 5.306.088 |
| 0003 | | | | | I. VENITURI CURENTE | 24.213.000 | 25.090.000 | 25.090.000 | 27.749.220 | 6.771.001 | 20.978.219 | 22.443.132 | | 5.306.088 |
| 0004 | | | | | A. VENITURI FISCALE | 20.248.000 | 21.125.000 | 21.125.000 | 23.423.700 | 4.743.988 | 18.679.712 | 20.312.632 | | 3.111.068 |
| | | | | | A1. IMPOZIT PE VENIT, PROFIT SI CASTIGURI DIN CAPITAL | 6.450.000 | 6.072.000 | 6.072.000 | 6.664.500 | | 6.664.500 | 6.664.500 | | |
| 0300 | 02 | | | | A1.2 IMPOZIT PE VENIT, PROFIT SI CASTIGURI DIN CAPITAL DE LA PERSOANE FIZICE | 6.450.000 | 6.072.000 | 6.072.000 | 6.664.500 | | 6.664.500 | 6.664.500 | | |
| 0302 | | | | | IMPOZIT PE VENIT | 64.000 | 64.000 | 64.000 | 43.408 | | 43.408 | 43.408 | | |
| | 18 | | | | Impozitul pe veniturile din transferul proprietatilor imobiliare din patrimoniul personal | 64.000 | 64.000 | 64.000 | 43.408 | | 43.408 | 43.408 | | |
| 0402 | | | | | COTE SI SUME DEFALCATE DIN IMPOZITUL PE VENIT | 6.386.000 | 6.008.000 | 6.008.000 | 6.621.092 | | 6.621.092 | 6.621.092 | | |
| 0402 | 01 | | | | Cote defalcate din impozitul pe venit | 5.541.000 | 5.262.000 | 5.262.000 | 5.874.999 | | 5.874.999 | 5.874.999 | | |
| | 04 | | | | Sume alocate din cotele defalcate din impozitul pe venit pentru echilibrarea bugetelor locale | 845.000 | 746.000 | 746.000 | 746.093 | | 746.093 | 746.093 | | |
| 0700 | 02 | | | | A3 IMPOZITE SI TAXE PE PROPRIETATE | 5.157.000 | 5.157.000 | 5.157.000 | 6.868.722 | 4.106.411 | 2.762.311 | 4.391.209 | | 2.477.513 |
| 0702 | | | | | IMPOZITE SI TAXE PE PROPRIETATE | 5.157.000 | 5.157.000 | 5.157.000 | 6.868.722 | 4.106.411 | 2.762.311 | 4.391.209 | | 2.477.513 |
| | 01 | | | | Impozit si taxa pe cladiri | 3.114.000 | 3.114.000 | 3.114.000 | 4.519.404 | 3.619.531 | 899.873 | 2.477.156 | | 2.042.248 |
| | | | | | Impozit pe cladiri de la persoane fizice | 1.539.000 | 1.539.000 | 1.539.000 | 1.475.138 | 322.466 | 1.152.672 | 1.233.039 | | 242.099 |
| 0702 | 01 | | | | Impozit si taxa pe cladiri de la persoane juridice | 1.575.000 | 1.575.000 | 1.575.000 | 3.044.266 | 3.297.065 | -252.799 | 1.244.117 | | 1.800.149 |
| 0702 | 02 | | | | Impozit si taxa pe teren | 1.894.000 | 1.894.000 | 1.894.000 | 2.093.154 | 453.504 | 1.639.650 | 1.693.757 | | 399.397 |

| Capi- tol | Sub- capi- tol | Pa- ra- gra- ful | Gru- pa / Titlu | Ali- ne- at | Denumire indicator | Prevederi bugetare initiale | | Prevederi bugetare definitive | | Drepturi constatate | | | Incasari realizate | Stingeri pe alte cai decat incasari | Drepturi constatate de incasat | | |
|--------------|----------------------|---------------------------|-----------------------|-------------------|----------------------------------------------------------------------------------------------------------------------------------------------------------------------------------|-----------------------------------|-----------|-------------------------------------|------------------------|---------------------|---------|-----------|-----------------------|-------------------------------------------|--------------------------------------|---|---------|
| | | | | | | 1 | 2 | Total, din care: | din anii precedenti | din anul curent | 3=4+5 | 4 | | | | 5 | 6 |
| A | | | | | B | 1 | | 2 | | 3=4+5 | | | 4 | 5 | 6 | 7 | 8=3-6-7 |
| 0702 | 02 | 01 | | | Impozit pe terenuri de la persoane fizice | 869.000 | 869.000 | 869.000 | 869.000 | 890.934 | 259.975 | 650.959 | 659.779 | | 231.155 | | |
| 0702 | 02 | 02 | | | Impozit si taxa pe teren de la persoane juridice | 569.000 | 569.000 | 569.000 | 569.000 | 773.246 | 141.276 | 631.970 | 676.714 | | 96.532 | | |
| 0702 | 02 | 03 | | | Impozitul pe terenul extravilan | 456.000 | 456.000 | 456.000 | 456.000 | 428.974 | 72.253 | 356.721 | 357.264 | | 71.710 | | |
| | | 03 | | | Taxe judiciare de timbru si alte taxe de timbru | 124.000 | 124.000 | 124.000 | 124.000 | 222.699 | 25.281 | 197.418 | 195.955 | | 26.744 | | |
| 0702 | 50 | | | | Alte impozite si taxe pe proprietate | 25.000 | 25.000 | 25.000 | 25.000 | 33.465 | 8.095 | 25.370 | 24.341 | | 9.124 | | |
| 1000 | 02 | | | | A4 IMPOZITE SI TAXE PE BUNURI SI SERVICII | 8.189.000 | 9.444.000 | 9.444.000 | 9.444.000 | 9.397.275 | 569.260 | 8.828.015 | 8.840.850 | | 556.425 | | |
| 1102 | | | | | SUME DEFALCATE DIN TVA | 6.378.000 | 7.633.000 | 7.633.000 | 7.633.000 | 7.631.063 | | 7.631.063 | 7.631.063 | | | | |
| | | 02 | | | Sume defalcate din taxa pe valoarea adaugata pentru finantarea cheltuielilor descentralizate la nivelul comunelor, oraselor, municipiilor, sectoarelor si Municipiului Bucuresti | 2.899.000 | 2.947.000 | 2.947.000 | 2.947.000 | 2.945.063 | | 2.945.063 | 2.945.063 | | | | |
| 1102 | 05 | | | | Sume defalcate din taxa pe valoarea adaugata pentru drumuri | 16.000 | 16.000 | 16.000 | 16.000 | 16.000 | | 16.000 | 16.000 | | | | |
| 1102 | 06 | | | | Sume defalcate din taxa pe valoarea adaugata pentru echilibrarea bugetelor locale | 3.463.000 | 4.670.000 | 4.670.000 | 4.670.000 | 4.670.000 | | 4.670.000 | 4.670.000 | | | | |
| 1202 | | | | | ALTE IMPOZITE SI TAXE GENERALE PE BUNURI SI SERVICII | 1.000 | 1.000 | 1.000 | 1.000 | | | | | | | | |
| 1202 | 07 | | | | Taxe hoteliere | 1.000 | 1.000 | 1.000 | 1.000 | | | | | | | | |
| 1502 | | | | | TAXE PE SERVICII SPECIFICE | 1.000 | 1.000 | 1.000 | 1.000 | 308 | | 308 | 308 | | | | |
| | | 01 | | | Impozit pe spectacole | 1.000 | 1.000 | 1.000 | 1.000 | 308 | | 308 | 308 | | | | |
| 1602 | | | | | TAXE PE UTILIZAREA BUNURILOR. | 1.000 | 1.000 | 1.000 | 1.000 | 308 | | 308 | 308 | | | | |

| Capi- tol | Sub- capi- tol | Pa- ra- graf | Pa- ra- gra- ful | Al- ti- col | Denumire indicator | Prevederi bugetare initiale | | Prevederi bugetare definitive | | Drepturi constatate | | Incasari realizate | Stingeri pe alte cai decat incasari | Drepturi constatate de incasat |
|--------------|----------------------|--------------------|---------------------------|-------------------|------------------------------------------------------------------------------------------------------------|-----------------------------------|-----------|-------------------------------------|-----------|---------------------|-----------|-----------------------|-------------------------------------------|--------------------------------------|
| | | | | | | 1 | 2 | 3=4+5 | 4 | 5 | 6 | | | |
| | | | | | B | 1 | 2 | 3=4+5 | 4 | 5 | 6 | 7 | 8=3-6-7 | |
| | | | | | AUTORIZAREA UTILIZARII BUNURILOR SAU PE DESFASURAREA DE ACTIVITATI | | | | | | | | | |
| 1602 | 02 | | | | Impozit pe mijloacele de transport | 1.809.000 | 1.809.000 | 1.765.904 | 569.260 | 1.196.644 | 1.209.479 | | 556.425 | |
| | | 01 | | | Impozit pe mijloacele de transport deținute de persoane fizice*) | 1.527.000 | 1.527.000 | 1.593.142 | 551.219 | 1.041.923 | 1.052.712 | | 540.430 | |
| 1602 | 02 | | | | Impozit pe mijloace de transport deținute persoane de juridice*) | 1.182.000 | 1.182.000 | 1.144.996 | 354.217 | 790.779 | 777.637 | | 367.359 | |
| 1602 | 03 | | | | Taxe si tarife pentru eliberarea de licente si autorizatii de functionare | 345.000 | 345.000 | 448.146 | 197.002 | 251.144 | 275.075 | | 173.071 | |
| 1602 | 50 | | | | Alte taxe pe utilizarea bunurilor, autorizarea utilizarii bunurilor sau pe desfasurare de activitati | 29.000 | 29.000 | 26.384 | 16.094 | 10.290 | 14.437 | | 11.947 | |
| 1800 | 02 | | | | A6. ALTE IMPOZITE SI TAXE FISCALE | 253.000 | 253.000 | 146.378 | 1.947 | 144.431 | 142.330 | | 4.048 | |
| 1802 | | | | | ALTE IMPOZITE SI TAXE FISCALE | 452.000 | 452.000 | 493.203 | 68.317 | 424.886 | 416.073 | | 77.130 | |
| | 50 | | | | Alte impozite si taxe | 452.000 | 452.000 | 493.203 | 68.317 | 424.886 | 416.073 | | 77.130 | |
| 2900 | 02 | | | | C. VENITURI NEFISCALE | 452.000 | 452.000 | 493.203 | 68.317 | 424.886 | 416.073 | | 77.130 | |
| 3000 | | | | | C1. VENITURI DIN PROPRIETATE | 3.965.000 | 3.965.000 | 4.325.520 | 2.027.013 | 2.298.507 | 2.130.500 | | 2.195.020 | |
| 3002 | | | | | VENITURI DIN PROPRIETATE | 1.513.000 | 1.513.000 | 1.506.185 | 538.896 | 967.289 | 915.488 | | 590.697 | |
| 3002 | 05 | | | | Venituri din concesiuni si inchirieri | 1.513.000 | 1.513.000 | 1.506.185 | 538.896 | 967.289 | 915.488 | | 590.697 | |
| | | | | 30 | Alte venituri din concesiuni si inchirieri de catre institutiile publice | 1.513.000 | 1.513.000 | 1.506.185 | 538.896 | 967.289 | 915.488 | | 590.697 | |
| 3300 | 02 | | | | C2. VANZARI DE BUNURI SI SERVICII | 2.452.000 | 2.452.000 | 2.819.335 | 1.488.117 | 1.331.218 | 1.215.012 | | 1.604.323 | |
| 3302 | | | | | VENITURI DIN PRESTARI DE SERVICII SI ALTE ACTIVITATI | | | | | | | | | |
| 3302 | 08 | | | | Venituri din prestari de servicii | 571.000 | 571.000 | 759.445 | 2.200 | 757.245 | 609.717 | | 149.728 | |
| | | | | | Contributia parintilor sau sustinatorilor | 541.000 | 541.000 | 576.765 | | 576.765 | 576.765 | | | |

| Capi- tol | Sub- pa- ra- gra- ful | Pa- ra- gra- ful | Ar- ti- col | Ali- ne- at | Denumire indicator | Prevederi bugetare initiale | Prevederi bugetare definitive | Drepturi constatate | | Incasari realizate | Stingeri pe alte cai decat incasari | Drepturi constatate de incasat | |
|--------------|-----------------------------------|---------------------------|-------------------|-------------------|----------------------------------------------------------------------------------------------------------------------------|-----------------------------------|-------------------------------------|---------------------|------------------------|-----------------------|-------------------------------------------|--------------------------------------|-----------|
| | | | | | | | | Total, din care: | din anii precedenti | | | | |
| A | | | | | B | 1 | 2 | 3=4+5 | 4 | 5 | 6 | 7 | 8=3-6-7 |
| | | | | | legali pentru intretinerea copiilor in crese | 28.000 | 28.000 | 30.480 | | 30.480 | | | |
| 3302 | 28 | | | | Venituri din recuperarea cheltuielilor de judecata, imputatii si despagubiri | 2.000 | 2.000 | 152.200 | 2.200 | 150.000 | 2.472 | | 149.728 |
| 3402 | | | | | VENITURI DIN TAXE ADMINISTRATIVE, ELIBERARI PERMISE | 17.000 | 17.000 | 15.039 | | 15.039 | 15.039 | | |
| 3402 | 02 | | | | Taxe extrajudiciare de timbru | 17.000 | 17.000 | 15.039 | | 15.039 | 15.039 | | |
| 3502 | | | | | AMENZI, PENALITATI SI CONFISCARI | 1.709.000 | 1.709.000 | 1.894.663 | 1.445.023 | 449.640 | 476.686 | | 1.417.977 |
| 3502 | 01 | | | | Venituri din amenzi si alte sanctiuni aplicate potrivit dispozitiilor legale | 1.707.000 | 1.707.000 | 1.893.206 | 1.443.701 | 449.505 | 476.401 | | 1.416.805 |
| 3502 | 01 | 02 | | | Venituri din amenzi si alte sanctiuni aplicate de catre alte institutii de specialitate | 1.707.000 | 1.707.000 | 1.893.206 | 1.443.701 | 449.505 | 476.401 | | 1.416.805 |
| 3502 | 02 | | | | Penalitati pentru nedepunere sau depunere cu intarziere declaratiei de impozite si taxe | 2.000 | 2.000 | 1.457 | 1.322 | 135 | 285 | | 1.172 |
| 3602 | | | | | DIVERSE VENITURI | 155.000 | 155.000 | 150.188 | 40.894 | 109.294 | 113.570 | | 36.618 |
| | 06 | | | | Taxe speciale | 114.000 | 114.000 | 119.762 | 21.794 | 97.968 | 97.691 | | 22.071 |
| | 50 | | | | Alte venituri | 41.000 | 41.000 | 30.426 | 19.100 | 11.326 | 15.879 | | 14.547 |
| 3702 | 03 | | | | Varsaminte din sectiunea de functionare pentru finantarea sectiunii de dezvoltare a bugetului local(cu semnul minus) | -1.732.000 | -3.088.000 | -2.705.138 | | -2.705.138 | -2.705.138 | | |
| 3702 | 04 | | | | Varsaminte din sectiunea de functionare | 1.732.000 | 3.088.000 | 2.705.138 | | 2.705.138 | 2.705.138 | | |
| 3900 | 02 | | | | II. VENITURI DIN CAPITAL | | 29.000 | 28.655 | | 28.655 | 28.655 | | |
| 3902 | | | | | VENITURI DIN VALORIFICAREA UNOR BUNURI Venituri din valorificarea unor bunuri | | 29.000 | 28.655 | | 28.655 | 28.655 | | |

| Capi- tol | Sub- capi- tol | Pa- ra- gra- ful | Ar- ti- col | Ali- ne- at | Denumire indicator | Prevederi bugetare initiale | Prevederi bugetare definitive | Drepturi constatate | | Incasari realizate | Stingeri pe alte cai decat incasari | Drepturi constatate de incasat | |
|--------------|----------------------|---------------------------|-------------------|-------------------|---------------------------------------------------------------------------------------------------------------------------------------------------------------------------------------------------------------------------------------------|-----------------------------------|-------------------------------------|---------------------|------------------------|-----------------------|-------------------------------------------|--------------------------------------|---------|
| | | | | | | | | Total, din care: | din anii precedenti | | | | |
| A | | | | | B | 1 | 2 | 3=4+5 | 4 | 5 | 6 | 7 | 8=3-6-7 |
| 4202 | 69 | | | | Dezvoltare Locala Subventii de la bugetul de stat catre bugetele locale necesare sustinerii derularii proiectelor finantate din fonduri externe nerambursabile (FEN) postaderare, aferente perioadei de programare 2014-2020 | 1.082.000 | 1.082.000 | 823.990 | | 823.990 | 823.990 | | |
| 4302 | 20 | | | | SUBVENTII DE LA ALTE ADMINISTRATII Alte subventii primite de la administra- tia centrala pentru finantarea unor activitati | 534.000 | 534.000 | 30.566 | | 30.566 | 30.566 | | |
| 4302 | 34 | | | | Sume alocate din bugetul ANCPPI pentru finantarea lucrarilor de inregistrare sistemica din cadrul Programului national de cadastru si carte funciara | 51.000 | 52.000 | 9.284 | | 9.284 | 9.284 | | |
| 4802 | | | | | SUME PRIMITE DE LA UE/ALTI DONATORI IN CONTUL PLATILOR EFECTUATE SI AFERENTE CADRULUI FINANCIAR 2014-2020 | 33.000 | 33.000 | 9.284 | | 9.284 | 9.284 | | |
| 4802 | 01 | | | | Fondul European de Dezvoltare Regionala(FEDR) | 18.000 | 19.000 | | | | | | |
| | | | | | Sume primite in contul platilor efectuate in anul curent | 3.046.000 | 3.050.000 | 199.852 | | 199.852 | 199.852 | | |
| | | | | | Sume primite in contul platilor efectuate in anti anteriori | 3.046.000 | 3.050.000 | 199.852 | | 199.852 | 199.852 | | |
| 4802 | 01 | | | | | 2.890.000 | 2.890.000 | 40.500 | | 40.500 | 40.500 | | |
| 4802 | 01 | | | | | 159.000 | 160.000 | 159.352 | | 159.352 | 159.352 | | |

MINISTERUL Dezvoltării Regionale și Infrastructurii
 București

COMIȚUL DE EXECUȚIE AL INSTITUȚIILOR PUBLICE FINANȚATE
DIN VENITURI PROPRII ȘI SUBVENȚII DIN BUGETUL LOCAL - CHELTUIELI

31.12.2018

| Capi- tol | Sub- capi- tol | Pa- ra- gra- ful | Gru- pa / Titlu col | Ali- ne- at | Denumire indicator | Credite de angajament | | Credite bugetare | | Angajamente bugetare | Angajamente legale | Plati efectuate | Angajamente legale de platit | Cheltuieli efective |
|--------------|----------------------|---------------------------|------------------------------|-------------------|----------------------------------------------------|-----------------------|------------|------------------|------------|-------------------------|-----------------------|--------------------|------------------------------------|------------------------|
| | | | | | | 1 | 2 | 3 | 4 | | | | | |
| | | | | | | initiale | definitive | initiale | definitive | | | | | |
| | | | A | | B | | | | | | | | | |
| 0 | | | | | TOTAL JUDEȚUL MUREȘ | | | | | | | | | |
| 5010 | | | | | TOTAL CHELTUIELI DIN VENITURI PROPRII | | | | | | | | | |
| 6510 | | | | | ȘI SUBVENȚII | | | | | | | | | |
| | | | | | INVATĂMANT | | | | | | | | | |
| 03 | | | | | Invatamant prescolar si primar | | | | | | | | | |
| | | | | | Invatamant prescolar | | | | | | | | | |
| 04 | | | | | Invatamant secundar | | | | | | | | | |
| | | | | | Invatamant secundar inferior | | | | | | | | | |
| | | | | | Invatamant secundar superior | | | | | | | | | |
| 6610 | | | | | SANATATE | | | | | | | | | |
| 06 | | | | | Servicii medicale in unitati sanitare cu paturi | | | | | | | | | |
| 6610 | 06 | | | | Spitale generale | | | | | | | | | |
| 7010 | | | | | LOCUINTE, SERVICII SI DEZVOLTARE PUBLICA | | | | | | | | | |
| 04 | | | | | Servicii si dezvoltare publica | | | | | | | | | |
| 9900 | 10 | | | | EXCEDENT/DEFICIT | | | | | | | | | |

**DETALIEREA CHELTUIELILOR
ALE INSTITUTIILOR PUBLICE FINANTE DE VENITURI PROPRII
SI SUBVENTII DIN BUGETUL LOCAL**

Pag. 2 - lei-

| Capi- toi | Sub- capi- toi | Pa- ra- graf | Gr- pa / Titlu col | Ali- ne- at | Denumire indicator | Credite de angajament | | Credite bugetare | | Angajamente bugetare | Angajamente legale | Plati efectuate | Angajamente legale de platit | Cheltuieli efective |
|---------------------|----------------------|--------------------|-----------------------------|-------------------|----------------------------------------------------------------------------|-----------------------|------------|------------------|------------|-------------------------|-----------------------|--------------------|------------------------------------|------------------------|
| | | | | | | initiale | definitive | initiale | definitive | | | | | |
| A | | | | | B | | | | | | | | | |
| 0 | | | | | 1 | 2 | 3 | 4 | 5 | 6 | 7 | 8=6-7 | 9 | |
| TOTAL JUDETUL MURES | | | | | | | | | | | | | | |
| 5010 | | | | | TOTAL CHELTUIELI DIN VENITURI PROPRII SI SUBVENTII | | | | | | | | | |
| | 01 | | | | CHELTUIELI CURENTE | | | 34.249.000 | 36.213.000 | 32.095.329 | 32.095.329 | 32.095.329 | | 32.891.748 |
| | 10 | | | | TITLUL I CHELTUIELI DE PERSONAL | | | 33.565.000 | 35.263.000 | 31.515.441 | 31.515.441 | 31.515.441 | | 32.085.591 |
| | 10 | 01 | | | Cheltuieli salariale in bani | | | 27.201.000 | 28.142.000 | 26.264.656 | 26.264.656 | 26.264.656 | | 26.939.277 |
| | 10 | 01 | 01 | | Salarii de baza | | | 25.749.700 | 26.619.700 | 24.837.448 | 24.837.448 | 24.837.448 | | 25.931.386 |
| | 10 | 01 | 05 | | Sporuri pentru conditii de munca | | | 17.781.700 | 17.215.700 | 15.921.111 | 15.921.111 | 15.921.111 | | 16.623.671 |
| | 10 | 01 | 06 | | Alte sporuri | | | 2.426.000 | 4.021.000 | 3.949.134 | 3.949.134 | 3.949.134 | | 4.168.289 |
| | 10 | 01 | 11 | | Fond aferent platii cu ora | | | 2.372.000 | 2.045.000 | 1.851.761 | 1.851.761 | 1.851.761 | | 1.874.829 |
| | 10 | 01 | 12 | | Indemnizatii platite unor persoane din afara unitatii | | | 2.018.000 | 2.223.000 | 2.113.396 | 2.113.396 | 2.113.396 | | 2.163.582 |
| | 10 | 01 | 13 | | Drepturi de delegare | | | 4.000 | 14.000 | 9.715 | 9.715 | 9.715 | | 10.400 |
| | 10 | 01 | 17 | | Indemnizatii de hrana | | | 1.000 | 1.000 | 408 | 408 | 408 | | 408 |
| | 10 | 01 | 30 | | Alte drepturi salariale in bani | | | 1.032.000 | 950.000 | 851.668 | 851.668 | 851.668 | | 931.139 |
| | 10 | 02 | | | Cheltuieli salariale in natura | | | 115.000 | 150.000 | 140.255 | 140.255 | 140.255 | | 159.068 |
| | 10 | 02 | 06 | | Vouchere de vacanta | | | 433.000 | 433.000 | 419.500 | 419.500 | 419.500 | | 419.500 |
| | 10 | 02 | 30 | | Alte drepturi salariale in natura | | | 432.000 | 432.000 | 419.500 | 419.500 | 419.500 | | 419.500 |
| | 10 | 03 | | | Contributii | | | 1.000 | 1.000 | | | | | |
| | 10 | 03 | 01 | | Contributii de asigurari sociale de stat | | | 1.018.300 | 1.089.300 | 1.007.708 | 1.007.708 | 1.007.708 | | 588.391 |
| | 10 | 03 | 02 | | Contributii de asigurari de somaj | | | 195.400 | 195.400 | 192.125 | 192.125 | 192.125 | | |
| | 10 | 03 | 03 | | Contributii de asigurari sociale de sanatate | | | 7.100 | 7.100 | 6.024 | 6.024 | 6.024 | | |
| | 10 | 03 | 04 | | Contributii de asigurari pentru accidente de munca si boli profesionale | | | 63.700 | 63.700 | 63.074 | 63.074 | 63.074 | | |
| | 10 | 03 | 06 | | Contributii pentru concedii si indemnizatii | | | 4.100 | 5.100 | 3.380 | 3.380 | 3.380 | | |
| | | | | | | | | 26.000 | 26.000 | 19.705 | 19.705 | 19.705 | | |

| Capi- tol | Sub- capi- tol | Pa- ra- graf | Gr- pa / Titlu col | Ali- ne- at | Denumire indicator | Credite de angajament | | Credite bugetare | | Angajamente bugetare | Angajamente legale | Plati efectuate | Angajamente legale de platit | Cheltuieli efective |
|--------------|----------------------|--------------------|-----------------------------|-------------------|-------------------------------------------------------------------------------------------------------------------------------------------|-----------------------|------------|------------------|------------|-------------------------|-----------------------|--------------------|------------------------------------|------------------------|
| | | | | | | initiale | definitive | initiale | definitive | | | | | |
| A | | | | | | 1 | 2 | 3 | 4 | 5 | 6 | 7 | 8=6-7 | 9 |
| B | | | | | | | | | | | | | | |
| 20 | 05 | 03 | | | Lenjerie si accesorii de pat | 40.000 | | 60.000 | 32.753 | 32.753 | 32.753 | 32.753 | | 16.408 |
| 20 | 05 | 30 | | | Alte obiecte de inventar | 235.300 | | 338.300 | 158.882 | 158.882 | 158.882 | 158.882 | | 68.957 |
| 20 | 06 | | | | Deplasari, detasari, transferari | 13.100 | | 11.100 | 8.817 | 8.817 | 8.817 | 8.817 | | 8.817 |
| 20 | 06 | 01 | | | Deplasari interne, detasari, transferari | 13.100 | | 11.100 | 8.817 | 8.817 | 8.817 | 8.817 | | 8.817 |
| 20 | 09 | | | | Materiale de laborator | 3.000 | | 5.000 | 2.582 | 2.582 | 2.582 | 2.582 | | 2.241 |
| 20 | 11 | | | | Carti, publicatii si materiale documentare | 2.000 | | 2.000 | 180 | 180 | 180 | 180 | | 165 |
| 20 | 13 | | | | Pregatire profesionala | 14.000 | | 24.000 | 9.942 | 9.942 | 9.942 | 9.942 | | 9.892 |
| 20 | 14 | | | | Protectia muncii | 40.000 | | 40.000 | 36.985 | 36.985 | 36.985 | 36.985 | | 35.995 |
| 20 | 25 | | | | Cheltuieli judiciare si extrajudiciare derivate din actiuni in reprezentarea intereselor statului, potrivit dispozitiilor legale | | | 1.000 | 300 | 300 | 300 | 300 | | 256.592 |
| 20 | 30 | | | | Alte cheltuieli | 659.000 | | 429.000 | 285.027 | 285.027 | 285.027 | 285.027 | | 6.552 |
| 20 | 30 | 01 | | | Reclama si publicitate | | | 8.000 | 4.774 | 4.774 | 4.774 | 4.774 | | 6.267 |
| 20 | 30 | 03 | | | Prime de asigurare non-viata | 9.000 | | 12.000 | 6.267 | 6.267 | 6.267 | 6.267 | | 6.267 |
| 20 | 30 | 04 | | | Chiri | 190.000 | | 191.000 | 155.966 | 155.966 | 155.966 | 155.966 | | 155.932 |
| 20 | 30 | 30 | | | Alte cheltuieli cu bunuri si servicii | 460.000 | | 218.000 | 118.020 | 118.020 | 118.020 | 118.020 | | 87.841 |
| 57 | | | | | TITLUL VIII ASISTENTA SOCIALA | 900 | | 6.900 | 6.440 | 6.440 | 6.440 | 6.440 | | 6.440 |
| 57 | 02 | | | | Ajutoare sociale | 900 | | 6.900 | 6.440 | 6.440 | 6.440 | 6.440 | | 6.440 |
| 57 | 02 | 01 | | | Ajutoare sociale in numerar | | | 6.000 | 5.540 | 5.540 | 5.540 | 5.540 | | 5.540 |
| 57 | 02 | 02 | | | Ajutoare sociale in natura | 900 | | 900 | 900 | 900 | 900 | 900 | | 900 |
| 59 | | | | | TITLUL XI ALTE CHELTUIELI | 276.000 | | 203.000 | 174.063 | 174.063 | 174.063 | 174.063 | | 187.686 |
| 59 | 01 | | | | Burse | 108.000 | | 27.000 | 15.451 | 15.451 | 15.451 | 15.451 | | 15.451 |
| 59 | 40 | | | | Sume aferente persoanelor cu handicap neincadrate | | | 176.000 | 158.612 | 158.612 | 158.612 | 158.612 | | 172.235 |
| 70 | | | | | CHELTUIELI DE CAPITAL | 684.000 | | 930.000 | 606.809 | 606.809 | 606.809 | 606.809 | | 806.157 |
| 71 | | | | | TITLUL XIII ACTIVE NEFINANCIARE | 684.000 | | 930.000 | 606.809 | 606.809 | 606.809 | 606.809 | | 806.157 |

Pag. 5 - lei-

| Capi- tol | Sub- capi- tol | Pa- ra- graf | Gru- pa / Titlu | Ar- ti- col | Al- ne- at | Denumire indicator | Credite de angajament | | Credite bugetare | | Angajamente bugetare | Angajamente legale | Plati efectuate | Angajamente legale de platit | Cheltuieli efective |
|--------------|----------------------|--------------------|-----------------------|-------------------|------------------|----------------------------------------------------------------------------|-----------------------|------------|------------------|------------|-------------------------|-----------------------|--------------------|------------------------------------|------------------------|
| | | | | | | | initiale | definitive | initiale | definitive | | | | | |
| A | | | | | | B | 1 | 2 | 3 | 4 | 5 | 6 | 7 | 8-6-7 | 9 |
| | 71 | 01 | | | | Active fixe | | | 33.000 | 345.300 | 142.355 | 142.355 | 142.355 | 8-6-7 | 345.728 |
| | 71 | 01 | 02 | | | Masini, echipamente si mijloace de transport | | | 33.000 | 333.000 | 130.149 | 130.149 | 130.149 | | 303.490 |
| | 71 | 01 | 03 | | | Mobilier, aparatura birou si alte active corporale | | | | 12.300 | 12.206 | 12.206 | 12.206 | | 36.264 |
| | 71 | 01 | 30 | | | Alte active fixe (inclusiv reparatii capitale) | | | | | | | | | 5.974 |
| | 71 | 03 | | | | Reparatii capitale aferente activelor fixe | | | 651.000 | 604.700 | 464.454 | 464.454 | 464.454 | | 460.429 |
| | 84 | | | | | PLATI EFECTUATE IN ANII PRECEDENTI SI RECUPERATE IN ANUL CURENT | | | | | -26.921 | -26.921 | -26.921 | | |
| | 85 | | | | | Titlul XIX PLATI EFECTUATE IN ANII PRECEDENTI SI RECUPERATE IN ANUL CURENT | | | | | -26.921 | -26.921 | -26.921 | | |
| | 85 | 01 | | | | Plati efectuate in anii precedenti si recuperate in anul curent | | | | | -26.921 | -26.921 | -26.921 | | |
| | 85 | 01 | 01 | | | Plati efectuate in anii precedenti si recuperate in anul curent (SF) | | | | | -26.921 | -26.921 | -26.921 | | |
| 6510 | 01 | | | | | INVATAMANT | | | 389.000 | 423.000 | 340.309 | 340.309 | 340.309 | | 339.754 |
| | 20 | | | | | CHELTUIELI CURENTE | | | 389.000 | 407.000 | 324.403 | 324.403 | 324.403 | | 318.141 |
| | 20 | 01 | | | | TITLUL II BUNURI SI SERVICII | | | 388.100 | 400.100 | 317.963 | 317.963 | 317.963 | | 311.701 |
| | 20 | 01 | 01 | | | Bunuri si servicii | | | 2.800 | 19.800 | 17.848 | 17.848 | 17.848 | | 17.848 |
| | 20 | 01 | 01 | | | Furnituri de birou | | | 290 | 290 | 287 | 287 | 287 | | 287 |
| | 20 | 01 | 07 | | | Transport | | | | 17.000 | 16.178 | 16.178 | 16.178 | | 16.178 |
| | 20 | 01 | 08 | | | Posta, telecomunicatii, radio, tv, internet | | | 100 | 100 | | | | | |
| | 20 | 01 | 09 | | | Materiale si prestari de servicii cu caracter functional | | | 410 | 410 | 108 | 108 | 108 | | 108 |

| Capi- tol | Sub- capi- tol | Pa- ra- graf | Gr- pa / Titlu | Al- ne- at | Denumire indicator | Credite de angajament | | Credite bugetare | | Angajamente bugetare | Angajamente legale | Plati efectuate | Angajamente legale de platit | Cheltuieli efective |
|--------------|----------------------|--------------------|----------------------|------------------|----------------------------------------------------------------------------------|-----------------------|---|------------------|---------|-------------------------|-----------------------|--------------------|------------------------------------|------------------------|
| | | | | | | 1 | 2 | 3 | 4 | | | | | |
| | | | A | | B | | | | | | | | | |
| | | | | | intereselor statului, potrivit dispozitiilor legale | | | | | | | | | |
| | | | 20 30 | | Alte cheltuieli | | | 1.000 | 300 | 300 | 300 | 300 | | 255.092 |
| | | | 20 30 01 | | Reclama si publicitate | | | 427.000 | 283.527 | 283.527 | 283.527 | 283.527 | | 6.552 |
| | | | 20 30 03 | | Prime de asigurare non-viata | | | 8.000 | 4.774 | 4.774 | 4.774 | 4.774 | | 6.267 |
| | | | 20 30 04 | | Chiri | | | 12.000 | 6.267 | 6.267 | 6.267 | 6.267 | | 155.932 |
| | | | 20 30 30 | | Alte cheltuieli cu bunuri si servicii | | | 191.000 | 155.966 | 155.966 | 155.966 | 155.966 | | 86.341 |
| | | | 59 | | TITLUL XI ALTE CHELTUIELI | | | 216.000 | 116.520 | 116.520 | 116.520 | 116.520 | | 187.686 |
| | | | 59 01 | | Burse | | | 203.000 | 174.063 | 174.063 | 174.063 | 174.063 | | 15.451 |
| | | | 59 40 | | Suma aferente persoanelor cu handicap neincadrate | | | 108.000 | 27.000 | 27.000 | 27.000 | 27.000 | | 172.235 |
| | | | 70 | | CHELTUIELI DE CAPITAL | | | 168.000 | 176.000 | 158.612 | 158.612 | 158.612 | | 764.507 |
| | | | 71 | | TITLUL XIII ACTIVE NEFINANCIARE | | | 684.000 | 934.000 | 590.903 | 590.903 | 590.903 | | 764.507 |
| | | | 71 01 | | Active fixe | | | 684.000 | 934.000 | 590.903 | 590.903 | 590.903 | | 307.778 |
| | | | 71 01 02 | | Masini, echipamente si mijloace de transport | | | 33.000 | 333.000 | 130.149 | 130.149 | 130.149 | | 303.490 |
| | | | 71 01 03 | | Mobilier, aparatura birou si alte active corporale | | | 33.000 | 333.000 | 130.149 | 130.149 | 130.149 | | 981 |
| | | | 71 01 30 | | Alte active fixe (inclusiv reparatii capitale) | | | | | | | | | 3.307 |
| | | | 71 03 | | Reparatii capitale aferente activelor fixe | | | 651.000 | 601.000 | 460.754 | 460.754 | 460.754 | | 456.729 |
| | | | 84 | | PLATI EFECTUATE IN ANII PRECEDENTI SI RECUPERATE IN ANUL CURENT | | | | | | | | | |
| | | | 85 | | Titlul XIX PLATI EFECTUATE IN ANII PRECEDENTI SI RECUPERATE IN ANUL CURENT | | | | | -26.921 | -26.921 | -26.921 | | |
| | | | 85 01 | | Plati efectuate in anii precedenti si | | | | | -26.921 | -26.921 | -26.921 | | |

| Capi- tol | Sub- capi- tol | Pa- ra- graf | Pa- pa / Titlu col | Al- ne- at | Denumire indicator | Credite de angajament | | Credite bugetare | | Angajamente bugetare | Angajamente legale | Plati efectuate | Angajamente legale de platit | Cheltuieli efective | |
|--------------|----------------------|--------------------|-----------------------------|------------------|--------------------|-------------------------------|------------|------------------|------------|-------------------------|-----------------------|--------------------|------------------------------------|------------------------|----------|
| | | | | | | 1 | 2 | 3 | 4 | | | | | | |
| | | | | | | | | | | | | | | | initiale |
| A | | | | | | | | | | | | | | | |
| B | | | | | | | | | | | | | | | |
| 9900 | 10 | | | | | (inclusiv reparatii capitale) | | | | | | | | | |
| | | | | | | EXCEDENT/DEFICIT | -1.338.000 | | -1.338.000 | | | 7 | 8=6-7 | 9 | 2.667 |

Conducatorul institutiei,



Conducatorul compartimentului
financiar-contabil





CONTUL DE EXECUTIE AL INSTITUTIILOR PUBLICE FINANTATE
DIN VENITURI PROPRII SI SUBVENTII DIN BUGETUL LOCAL - VENITURI
31 12 2018

Pag. 1 -lei-

| Capi- tol | Sub- capi- tol | Pa- ra- gra- ful | Ar- ti- col | Al- ne- at | Denumire indicator | Prevederi bugetare | | Prevederi bugetare definitive | Drepturi constatate | | Incasari realizate | Stingeri pe alte cai decat incasari | Drepturi constatate de incasat |
|--------------|----------------------|---------------------------|-------------------|------------------|------------------------------------------------------------------------------------------------------------------------------------------------|-----------------------|---|-------------------------------------|---------------------|------------------------|-----------------------|-------------------------------------------|--------------------------------------|
| | | | | | | initiale | 1 | | Total, din care: | din anii precedenti | | | |
| A | | | | | | 3=4+5 | 4 | 5 | 6 | 7 | 8-3-6-7 | | |
| 0 | | | | | B | | 2 | | | | | | |
| | | | | | TOTAL JUDETEL MURES | | | | | | | | |
| 0001 | 10 | | | | TOTAL VENITURI-VENITURI PROPRII,SUBVENTII | 32.911.000 | | 34.875.000 | | | 33.252.707 | 4.184 | 1.544.140 |
| 0002 | | | | | I. VENITURI CURENTE | 18.158.000 | | 18.188.000 | 957.886 | | 17.031.337 | 4.184 | 1.543.957 |
| 2900 | | | | | C. VENITURI NEFISCALE | 18.158.000 | | 18.188.000 | 956.979 | | 17.031.337 | 4.184 | 1.543.957 |
| 3000 | | | | | C1. VENITURI DIN PROPRIETATE | 15.000 | | 18.000 | | | 10.288 | | |
| 3010 | | | | | VENITURI DIN PROPRIETATE | 15.000 | | 18.000 | | | 10.288 | | |
| | 05 | | | | Venituri din concesiuni si inchirieri | 15.000 | | 18.000 | | | 10.288 | | |
| | | | | | Alte venituri din concesiuni si inchirieri de catre institutiile publice | | | | | | | | |
| 3300 | 10 | | | | C2. VANZARI DE BUNURI SI SERVICII | 15.000 | | 18.000 | | | 10.288 | | |
| 3310 | | | | | VENITURI DIN PRESTARI DE SERVICII SI ALTE ACTIVITATI | 18.082.000 | | 18.075.000 | 956.979 | | 16.931.310 | | 1.543.957 |
| | 08 | | | | Venituri din prestari de servicii | 451.000 | | 521.000 | 1.250 | | 418.702 | | 4.410 |
| | 14 | | | | Contributia elevilor si studentilor pentru internate, camine si cantine | 306.000 | | 306.000 | 298.137 | | 298.137 | | |
| 3310 | 21 | | | | Venituri din contractele incheiate cu casele de asigurari sociale de sanatate | 15.575.000 | | 15.623.000 | 946.104 | | 14.670.237 | | 1.533.772 |
| 3310 | 30 | | | | Venituri din contractele incheiate cu directiile de sanatate publica din sume alocate de la bugetul de stat | 1.588.000 | | 1.481.000 | | | 1.427.451 | | |
| 3310 | 31 | | | | Venituri din contractele incheiate cu directiile de sanatate publica din sume alocate din venituri proprii ale Ministerului Sanatatii | | | | | | | | |
| 3310 | 50 | | | | Alte venituri din prestari de servicii | 164.000 | | 144.000 | 9.625 | | 112.483 | | 5.775 |

| Capi- tol | Sub- capi- tol | Pa- ra- gra- ful | Ar- ti- col | Ali- ne- at | Denumire indicator | Prevederi bugetare initiale | Prevederi bugetare definitive | Drepturi constatate | | Incasari realizate | Stingeri pe alte cai decat incasari | Drepturi constatate de incasat | |
|--------------|----------------------|---------------------------|-------------------|-------------------|---------------------------------------------------------------------------------------------------------------------------------------------------------------------------------------------------------------------------------------------------------------------------------------|-----------------------------------|-------------------------------------|---------------------|-----------------------|-----------------------|-------------------------------------------|--------------------------------------|---------|
| | | | | | | | | Total, din care: | din ani precedenti | | | | |
| A | | | | | B | 1 | 2 | 3=4+5 | 4 | 5 | 6 | 7 | 8=3-6-7 |
| 3610 | | | | | si alte activitati | | | | | 450 | | | |
| | 50 | | | | DIVERSE VENITURI | | | | | 450 | | | |
| | | | | | Alte venituri | | | | | 210 | | | |
| 3710 | | | | | TRANSFERURI VOLUNTARE, ALTELE DECAT SUBVENTIILE | | | | | 210 | | | |
| | 01 | | | | Donatii si sponsorizari | 61.000 | 95.000 | | | 93.713 | | 89.529 | 4.184 |
| | 03 | | | | Varsaminte din sectiunea de functionare pentru finantarea sectiunii de dezvoltare a bugetului local | 61.000 | 95.000 | | | 93.713 | | 89.529 | 4.184 |
| 3710 | 04 | | | | Varsaminte din sectiunea de functionare | -420.000 | -676.000 | | | -346.202 | | -346.202 | |
| 3900 | 10 | | | | II. VENITURI DIN CAPITAL | 420.000 | 676.000 | | | 346.202 | | 346.202 | |
| 3910 | | | | | VENITURI DIN VALORIFICAREA UNOR BUNURI | 1.000 | 1.000 | | | 637 | | 1.361 | 183 |
| | 01 | | | | Venituri din valorificarea unor bunuri ale institutiilor publice | 1.000 | 1.000 | | | 637 | | 1.361 | 183 |
| 3910 | 50 | | | | Alte venituri din valoarea unor bunuri | 1.000 | 1.000 | | | 183 | | 907 | |
| 4100 | 10 | | | | IV. SUBVENTII | | | | | 454 | | 454 | |
| 4210 | | | | | SUBVENTII DE LA BUGETUL DE STAT | 14.752.000 | 16.686.000 | | | 16.073.698 | | 16.073.698 | |
| | 70 | | | | Subventii de la bugetul de stat catre institutiile publice finantate partial sau integral din venituri proprii necesare sustinerii derularii proiectelor finantate din fonduri externe nerambursabile (FEN) postaderare, aferente perioadei de programare 2014-2020 | | | | | 58.525 | | 58.525 | |
| 4310 | | | | | SUBVENTII DE LA ALTE ADMINISTRATII | 14.752.000 | 16.686.000 | | | 58.525 | | 58.525 | |
| | | | | | Subventii din bugetele locale pentru | | | | | 16.015.173 | | 16.015.173 | |

| Capi- tol | Sub- capi- tol | Pa- ra- gra- ful | Ar- hi- ve- la | Denumire indicator | Prevederi bugetare initiale | Prevederi bugetare definitive | Drepturi constatate | | Incasari realizate | Stingeri pe alte cai decat incasari | Drepturi constatate de incasat | |
|--------------|----------------------|---------------------------|-------------------------|-----------------------------------------------------------------------------------------------------------------------------------------------------------|-----------------------------------|-------------------------------------|---------------------|------------------------|-----------------------|-------------------------------------------|--------------------------------------|---------|
| | | | | | | | Total, din care: | din anii precedenti | | | | |
| A | | | | B | 1 | 2 | 3=4+5 | 4 | 5 | 6 | 7 | 8=3-6-7 |
| 4310 | 16 | | | finantarea cheltuielilor de capital din domeniul sanatatii | | 1.000 | 976 | 976 | 976 | 976 | | |
| 4310 | 16 | 01 | | Sume din bugetul de stat catre bugetele locale pentru finantarea investitiilor in sanatate | | 9.000 | 8.782 | 8.782 | 8.782 | 8.782 | | |
| 4310 | 33 | | | Sume din bugetul de stat catre bugetele locale pentru finantarea aparaturii medicale si echipamentelor de comuni- catii in urgenta in sanatate | | 9.000 | 8.782 | 8.782 | 8.782 | 8.782 | | |
| 4610 | | | | Subventii din bugetul Fondului national unic de asigurari sociale de sanatate pentru acoperirea cresterilor salariale ALTE SUME PRIMITE DE LA UE | 14.752.000 | 16.676.000 | 16.005.415 | 16.005.415 | 16.005.415 | 16.005.415 | | |
| | | | | Alte sume primite din fonduri de la Uniunea Europeana pentru programele operationale finantate din cadrul financiar 2014-2020 | | | 146.311 | 146.311 | 146.311 | 146.311 | | |




CONTUL DE REZULTAT PATRIMONIAL

31 12 2018


pag.: 1 - lei -

| COD | DENUMIRE INDICATORI | An precedent | An curent |
|--------|------------------------------------------------------------------------------------------------------------------------------------------------------------------------------------------------------------------------------------------------------------------------------------------------------------|--------------|------------|
| 0 | TOTAL JUDETUL MURES | | |
| 02002 | 1.Venituri din impozite, taxe, contributi de asigurari si alte venituri ale bugetelor (ct.7300100+7300200+7310100+7310200+7320100+7330000+7340000+7350100+7350200+7350300+7350400+7350500+7350600+7360100+7390000+7450100+7450200+7450300+7450400+7450500+7450700+7450900+7460100+7460200+7460300+7460900) | 30.551.060 | 18.655.434 |
| 02003 | 2.Venituri din activitati economice (ct.7210000+7220000+7510100+7510200+/-7090000) | 22.785.701 | 34.293.421 |
| 02004 | 3.Finantari, subventii, transferuri, alocatii bugetare cu destinatie speciala (ct.7510500+7710000+7720100+7720200+7740100+7740200+7750000+7760000+7780000+7790101+7790109) | 11.144.214 | 1.304.004 |
| 02005 | 4.Alte venituri operationale (ct.7140000+7180000+7500000++7510300+7510400+7810200+7810300+7810401+7810402+7770000) | 3.264.300 | 18.122.107 |
| 02006 | TOTAL VENITURI OPERATIONALE (rd.02+03+04+05) | 67.745.275 | 72.374.966 |
| 02008 | 1.Salarii si contributiile sociale aferente angajatilor (ct.6410000+6420000+6450100+6450200+6450300+6450400+6450500+6450600+6450700+6450800+6460000+6470000) | 38.190.998 | 51.284.876 |
| 02009 | 2.Subventii si transferuri (ct.6700000+6710000+6720000+6730000+6740000+6750000+6760000+6770000+6780000+6790000) | 2.772.992 | 3.040.927 |
| 02010 | 3.Stocuri, consumabile, lucrari si servicii executate de terti (ct.6010000+6020100+6020200+6020300+6020400+6020500+6020600+6020700+6020800+6020900+6030000+6060000+6070000+6080000+6090000+6100000+6110000+6120000+6130000+6140000+6220000+6230000+6240100+6240200+6260000+6270000+6280000+6290100) | 10.922.885 | 11.063.135 |
| 02011 | 4.Cheltuieli de capital, amortizari si provizioane (ct.6290200+6810100+6810200+6810300+6810401+6810402+6820101+6820109+6820200+6890100+6890200) | 25.488.754 | 2.303.194 |
| 02012 | 5. Alte cheltuieli operationale (ct.6350100+6540000+6580101+6580109) | 385.503 | 546.703 |
| 02013 | TOTAL CHELTUIELI OPERATIONALE (rd.08+09+10+11+12) | 77.761.132 | 68.238.835 |
| 02016 | - DEFICIT (rd.13-rd.06) | 10.015.857 | -4.136.131 |
| 02018 | V. CHELTUIELI FINANCIARE (ct.6630000+6640000+6650100+6650200+6660000+6670000+6680000+6690000+6860300+6860400+6860800) | 1.045.416 | 474.416 |
| 02021 | - DEFICIT (rd.18-rd.17) | 1.045.416 | 474.416 |
| 02024 | - DEFICIT (rd.16+21-15-20) | 11.061.273 | -3.661.715 |
| 02025 | VIII. VENITURI EXTRAORDINARE (ct.7910000) | 19.154 | 29.292 |
| 02026 | IX. CHELTUIELI EXTRAORDINARE (ct.6900000+6910000) | 2.864 | 2.024 |
| 02028 | - EXCEDENT (rd.25-rd.26) | 16.290 | |
| 02029 | - DEFICIT (rd.26-rd.25) | | -27.268 |
| 020293 | - DEFICIT (rd.24+29-23-28) | 11.044.983 | -3.688.983 |
| 02032 | - DEFICIT (rd.29.3+29.4) | 11.044.983 | -3.688.983 |

Conducatorul institutiei




Conducatorul compartimentului
financiar- contabil



DISPONIBIL DIN MIJLOACE CU DESTINATIE SPECIALA

31 12 2018

- lei -

| DENUMRE INDICATORI | COD | DISPONIBIL LA INCEPUTUL ANULUI | INCASARI | PLATI | DISPONIBIL LA SFARSITUL PERIOADEI |
|------------------------------------------------------------------------------------------------------------------------|-------|--------------------------------------|----------|--------|-----------------------------------------|
| TOTAL JUDETUL MURES | 0 | | | | |
| TOTAL (rd.02 la 15) | 05001 | 46.695 | 21.947 | 20.004 | 48.638 |
| - Sume primite ca donatii si sponsorizari (ct.5500101.ct.5500102/analitice distincte) | 05002 | 17.222 | 4.906 | 13.944 | 8.184 |
| - Garantii materiale retinute gestionarilor conform Legii nr.22/1969 (ct.5500101.ct.5500102/analitice distincte) | 05003 | 29.473 | 17.041 | 6.060 | 40.454 |

Conducatorul institutiei,

A handwritten signature in black ink is written over a circular official stamp. The stamp contains the text 'CRASNIU LUDUS' and 'JUDETUL MURES'.

Conducatorul compartimentului
financiar-contabil

A handwritten signature in black ink, likely belonging to the head of the financial-accounting department.


SITUATIA FLUXURILOR DE TREZORERIE

31 12 2018

pag.: 1 - lei-


| COD | DENUMIRE INDICATORI | Total | Casa ct. 5310101 | Buget de stat ct. 5200100/ 7700000 | Buget local ct. 5210100/ 7700000 | Buget asigurari sociale de stat ct. 5250101+ 5250102/ 7700000 | Buget asigurari pentru somaj ct. 5740101+ 5740102/ 7700000 | Buget Fond national unic de asigurari sociale de sanatate ct. 5710100/ 7700000 | Buget Fond pentru mediu ct. 5750100/ 7700000 | Buget trezoreria statului ct. 5240100/ 7700000 | Buget institutii publice finantate integral din venituri proprii ct. 5600101/ 7700000 | Buget institutii publice finantate din venituri proprii si subventii ct. 5610101/ 7700000 | Buget activitati finantate din venituri proprii si buget activitati de privatizare ct. 5620101/ 7700000 | Buget imprumuturi interne si externe ct. 5130101+ 5140101+ 5160101+ 5170101/ 7700000 | Buget fonduri externe nerambursabile (sursa D) ct. 5150103/ 7700000 | Alte disponibilitati (ct.5XX) |
|--------|-------------------------------------------------------------------------------------------------------------------------------------------------------------------------------|------------|------------------|------------------------------------|----------------------------------|---------------------------------------------------------------|------------------------------------------------------------|--------------------------------------------------------------------------------|----------------------------------------------|------------------------------------------------|---------------------------------------------------------------------------------------|-------------------------------------------------------------------------------------------|---------------------------------------------------------------------------------------------------------|--------------------------------------------------------------------------------------|---------------------------------------------------------------------|-------------------------------|
| 0 | TOTAL JUDETUL MURES | | | | | | | | | | | | | | | |
| 03002 | 1. Incasari | 63.909.802 | 6.949.991 | | 23.572.753 | | | | | | 32.878.468 | | 372.878 | | | 135.712 |
| 03003 | 2. Plati | 57.732.002 | 6.949.991 | 14.664.149 | 19.164.524 | | | | | | 31.131.037 | | 357.483 | | | 128.967 |
| 03004 | 3. Numerar net din activitatea operationala (rd.02-rd.03) | 6.177.800 | | -14.664.149 | 4.408.229 | | | | | | 1.747.431 | | 15.395 | | | 6.745 |
| 03006 | 1. Incasari | 30.016 | | | 28.655 | | | | | | 907 | | 454 | | | |
| 03007 | 2. Plati | 4.116.135 | | | 3.509.326 | | | | | | 590.903 | | 15.906 | | | |
| 03008 | 3. Numerar net din activitatea de investitii (rd.06-07) | -4.086.119 | | | -3.480.671 | | | | | | -589.996 | | -15.452 | | | |
| 03011 | 2. Plati | 1.344.325 | | | 1.344.325 | | | | | | | | | | | |
| 03012 | 3. Numerar net din activitatea de finantare (rd.10-rd.11) | -1.344.325 | | | -1.344.325 | | | | | | | | | | | |
| 03013 | IV.CRESTEREA (DESCRESTEREA) NETA DE NUMERAR SI ECHIVALENT DE NUMERAR (rd.04+rd.08+rd.12) | 747.356 | | -14.664.149 | -416.767 | | | | | | 1.157.435 | | -57 | | | 6.745 |
| 03014 | V. NUMERAR SI ECHIVALENT DE NUMERAR LA INCEPUTUL ANULUI | 1.994.365 | | | 574.890 | | | | | | 1.270.627 | | 69.147 | | | 79.701 |
| 030141 | -sume recuperate din excedentul anului precedent/sume virate din fondul spitalului in excedent** | 1.434.348 | | | 574.000 | | | | | | 844.148 | | 16.200 | | | |
| 030142 | -sume utilizate din excedentul anului precedent/sume transferate din excedent la bugetul local/sume transferate din excedent pentru constituirea de depozite in trezorerie*** | 1.434.348 | | | 574.000 | | | | | | 844.148 | | 16.200 | | | |
| 03015 | VI.NUMERAR SI ECHIVALENT DE NUMERAR LA SFARSITUL PERIOADEI (rd.13+rd.14+rd.14.1-rd.14.2-rd.14.3) | 2.741.721 | | -14.664.149 | 158.123 | | | | | | 2.428.062 | | 69.090 | | | 86.446 |

Conducatorul institutiei



Conducatorul compartimentului financiar- contabil

Viza trezoreriei




SITUATIA FLUXURILOR DE TREZORERIE

31 12 2018


pag.: 1 - lei -

| COD | DENUMIRE INDICATORI | Total | Casa in valuta | Alte disponibilitati |
|-------|-----------------------------------------------------------------------------------------|-----------|----------------|----------------------|
| 0 | TOTAL JUDETUL MURES | | | |
| 04002 | 1. Incasari | 1.954.736 | | 1.954.736 |
| 04003 | 2. Plati | 1.878.922 | | 1.878.922 |
| 04004 | 3. Numerar net din activitatea operationala (rd.02-rd.03) | 75.814 | | 75.814 |
| 04013 | IV. CRESTERA (DESCRESTERA) NETA DE NUMERAR SI ECHIVALENT DE NUMERAR (rd.04+rd.08+rd.12) | 75.814 | | 75.814 |
| 04014 | V NUMERAR SI ECHIVALENT DE NUMERAR LA INCEPUTUL PERIOADEI | 30.810 | | 30.810 |
| 04017 | VI NUMERAR SI ECHIVALENT DE NUMERAR LA FINELE PERIOADEI(rd.13+14+15-16) | 106.624 | | 106.624 |

Conducatorul institutiei

Conducatorul compartimentului
financiar- contabil



**Situatia modificarilor in structura
activelor nete/capitalurilor**


Anexa 34

31 12 2018

pag: 1 -lei-

| Denumirea elementului de capital | Cod | Sold la inceputul anului | Cresteri | Reduceri | Sold la sfarsitul anului |
|--------------------------------------------------------------------------------------------------------------|-------|--------------------------------|------------|------------|--------------------------------|
| A | B | 1 | 2 | 3 | 4 |
| TOTAL JUDETUL MURES | 0 | | | | |
| Fondul bunurilor care alcatuiesc domeniul privat al statului (ct.1020101) | 25003 | 8.606.663 | | | 8.606.663 |
| Fondul bunurilor care alcatuiesc domeniul public al unitatilor administrativ- teritoriale (ct.1030000) | 25004 | 160.694.283 | 8.879.382 | 374.811 | 169.198.854 |
| Fondul bunurilor care alcatuiesc domeniul privat al unitatilor administrativ- teritoriale (ct.1040101) | 25005 | 9.222.265 | 351.386 | 5.292.555 | 4.281.096 |
| Rezerve din reevaluare (ct.1050100,1050200, 1050300,1050400,1050500) | 25006 | 7.935.435 | 8.601.827 | 8.906.312 | 7.630.950 |
| Rezultatul reportat (ct.1170000 - sold creditor) | 25017 | 8.132.473 | 34.347.334 | 42.479.807 | |
| Rezultatul reportat (ct.1170000 - sold debitor) | 25018 | | 3.419.010 | | 3.419.010 |
| Rezultatul patrimonial al exercitiului (ct.1210000 - sold debitor) | 25020 | 11.495.022 | 76.353.330 | 76.873.186 | 10.975.166 |
| Total capitaluri proprii(rd.01 la 17 - rd.18+rd.19-rd.20) | 25021 | 183.096.097 | | | 175.323.387 |





I. PLATI RESTANTE
31 12 2018


pag. 1 - lei -

| DENUMIRE INDICATORI | COD | Sold la inceputul anului | Sold la finele perioadei | |
|------------------------------------------------------------------------------------------------------------------------------|-------|--------------------------------|--------------------------|---------------------------------------------------------------------|
| | | | TOTAL | Din care: aferez sumelor angajate cu prevederi bugetare |
| TOTAL JUDETUL MURES | 0 | | | |
| PLATI RESTANTE-TOTAL (rd.150+300) din care: | 40001 | 240.032 | 91.655 | 91.655 |
| -sub 30 de zile(rd.151+301) | 40002 | 190.988 | 88.642 | 88.642 |
| - peste 30 de zile (rd.152+302) | 40003 | 37.761 | | |
| - peste 90 de zile (rd.153+303) | 40004 | 11.283 | | |
| - peste 120 zile (rd.154+304) | 40005 | | 3.013 | 3.013 |
| PLATI RESTANTE - TOTAL SECTIUNEA DE FUNCTIONARE (rd.160+170+240+250+270+280+290) din care: | 40150 | 170.787 | 39.890 | 39.890 |
| -sub 30 de zile(rd.161+171+241+251+271+281+291) | 40151 | 159.048 | 39.890 | 39.890 |
| - peste 30 de zile (rd.162+172+242+252+272+282+292) | 40152 | 11.739 | | |
| Plati restante catre furnizori,creditori din operatii comerciale (ct.4010100,ct.4030100,ct.4620101,ct.4620109) | 40160 | | | |
| (rd.161+162+163+165+166) din care: | | 170.787 | 39.890 | 39.890 |
| -sub 30 de zile | 40161 | 159.048 | 39.890 | 39.890 |
| - peste 30 de zile | 40162 | 11.739 | | |
| PLATI RESTANTE-TOTAL SECTIUNEA DEZVOLTARE (rd.310+320+330), din care: | 40300 | 69.245 | 51.765 | 51.765 |
| - sub 30 de zile(rd.311+321+331) | 40301 | 31.940 | 48.752 | 48.752 |
| - peste 30 de zile (rd.312+322+332) | 40302 | 26.022 | | |
| - peste 90 de zile (rd.313+323+333) | 40303 | 11.283 | | |
| - peste 120 zile (rd.315+324+334) | 40304 | | 3.013 | 3.013 |
| Plati restante catre furnizori,creditori din operatii comerciale (ct.4040100,ct.4050100,ct.4620101,ct.4620103,ct.4620109) | 40310 | | | |
| (rd.311+312+313+315+316),din care: | | 69.245 | 51.765 | 51.765 |
| - sub 30 de zile | 40311 | 31.940 | 48.752 | 48.752 |
| - peste 30 de zile | 40312 | 26.022 | | |
| - peste 90 de zile din care: | 40313 | 11.283 | | |
| - peste 120 zile | 40315 | | 3.013 | 3.013 |

Conducatorul institutiei

Conducatorul compartimentului
financiar contabil





I. PLATI RESTANTE
-bugete locale-
31 12 2018

pag. 2 - lei -

| DENUMIRE INDICATORI | COD | Sold la inceputul anului | Sold la finele perioadei | |
|------------------------------------------------------------------------------------------------------------------------------|-------|--------------------------------|--------------------------|---------------------------------------------------------------------|
| | | | TOTAL | Din care: aferez sumelor angajate cu prevederi bugetare |
| TOTAL JUDETUL MURES | 0 | | | |
| PLATI RESTANTE-TOTAL (rd.150+300) din care: | 42001 | 240.032 | 91.655 | 91.655 |
| -sub 30 de zile(rd.151+301) | 42002 | 190.988 | 88.642 | 88.642 |
| - peste 30 de zile (rd.152+302) | 42003 | 37.761 | | |
| - peste 90 de zile (rd.153+303) | 42004 | 11.283 | | |
| - peste 120 zile (rd.154+304) | 42005 | | 3.013 | 3.013 |
| PLATI RESTANTE - TOTAL SECTIUNEA DE FUNCTIONARE (rd.160+170+240+250+270+280+290) din care: | 42150 | 170.787 | 39.890 | 39.890 |
| -sub 30 de zile(rd.161+171+241+251+271+281+291) | 42151 | 159.048 | 39.890 | 39.890 |
| - peste 30 de zile (rd.162+172+242+252+272+282+292) | 42152 | 11.739 | | |
| Plati restante catre furnizori,creditori din operatii comerciale (ct.4010100,ct.4030100,ct.4620101,ct.4620109) | 42160 | | | |
| (rd.161+162+163+165+166) din care: | | 170.787 | 39.890 | 39.890 |
| -sub 30 de zile | 42161 | 159.048 | 39.890 | 39.890 |
| - peste 30 de zile | 42162 | 11.739 | | |
| PLATI RESTANTE-TOTAL SECTIUNEA DEZVOLTARE (rd.310+320+330), din care: | 42300 | 69.245 | 51.765 | 51.765 |
| - sub 30 de zile(rd.311+321+331) | 42301 | 31.940 | 48.752 | 48.752 |
| - peste 30 de zile (rd.312+322+332) | 42302 | 26.022 | | |
| - peste 90 de zile (rd.313+323+333) | 42303 | 11.283 | | |
| - peste 120 zile (rd.315+324+334) | 42304 | | 3.013 | 3.013 |
| Plati restante catre furnizori,creditori din operatii comerciale (ct.4040100,ct.4050100,ct.4620101,ct.4620103,ct.4620109) | 42310 | | | |
| (rd.311+312+313+315+316),din care: | | 69.245 | 51.765 | 51.765 |
| - sub 30 de zile | 42311 | 31.940 | 48.752 | 48.752 |
| - peste 30 de zile | 42312 | 26.022 | | |
| - peste 90 de zile din care: | 42313 | 11.283 | | |
| - peste 120 zile | 42315 | | 3.013 | 3.013 |

Conducatorul institutiei

Conducatorul compartimentului
financiar contabil



Situatia activelor si datoriilor institutiilor publice
din administratia locala
31 12 2018

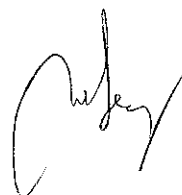
pag.: 1 - lei -

| COD | DENUMIRE INDICATORI | Sold la inceputul anului | Sold la sfarsitul perioadei |
|--------|----------------------------------------------------------------------------------------------------------------------------------------------------------------------------------------------------------------------------------------------------------------------------------------------------------------------------------------------------------------------------------------------------------------------------|--------------------------|-----------------------------|
| 0 | TOTAL JUDETUL MURES | | |
| 18005 | Disponibilitati in lei ale institutiilor publice locale si ale institutiilor publice de subordonare locala, la trezorerii (ct.5100000+5120101+5120501+5150101+5150103+5150500+5150600+5160101+5160301+5160302+5170101+5170301+5170302+5210100+5210300+5280000+5290201+5290301+5290400+5290901+5410101+5500101+ 5520000+5550101+5570101+5580101+5580201+5600101+5600300+5610101+5610300+5620101+5620300-7700000), din care: | 1.994.365 | 2.741.721 |
| 180051 | Disponibilitati in lei din imprumuturi interne si externe contractate de autoritatile administratiei publice locale (ct.5160101) | 913 | |
| 18008 | Total (in baze cash) (rd.04+05) | 1.994.365 | 2.741.721 |
| 18010 | Total (in baze accrual)(rd.08+09) | 1.994.365 | 2.741.721 |
| 18013 | Alte valori (ct.5320100+5320200+5320300+5320400+5320500+5320600+5320800) | 345.376 | 247.235 |
| 18032 | Disponibilitati ale institutiilor publice locale si ale institutiilor de subordonare locala la institutiile de credit rezidente (ct.5110101+5110102+5120102+5120402+5120502+5150102+5150202+5160102+5160202+5170102+5170202+5290202+5290302+5290902+5500102+5550102+5550202+5570202+5580102+5580302+5600102+5600103+5610102+5610103+5620102+5620103), din care: | 30.810 | 106.624 |
| 18036 | Total (in baze cash) (rd.32+35) | 30.810 | 106.624 |
| 18038 | Total (in baze accrual) (rd.36+37) | 30.810 | 106.624 |
| 18131 | Actiuni necotate detinute de autoritatile locale la societati nefinanciare (ct.2600200-2960102)(S11) | 428.010 | 538.010 |
| 18134 | Total (la valoarea contabila neta (la valoarea de intrare mai putin ajustarile cumulate pentru pierderea de valoare) (rd.131+132+133) | 428.010 | 538.010 |
| 18157 | Creante comerciale necurente legale de livrari de bunuri si servicii de catre autoritatile locale sau de institutii subordonate acestora (ct.4110201+4110208+4130200+4610201-4910200-4960200) Total (rd.158+159+160+164) din care: | 33.392 | 28.400 |
| 18158 | - de la populatie(gospodariile populatiei)(S14) | 33.392 | 28.400 |
| 18155 | Creante comerciale curente legate de livrari de bunuri si servicii de catre autoritatile locale sau de institutii subordonate acestora(ct.2320000+2340000+4090101+4090102+4110101+4110108+4130100+4180000+4610101-4910100-4960100) | | |
| | Total(rd.166+167+168+172)din care de la: | 958.252 | 1.544.556 |
| 18167 | -de la societati nefinanciare (S11) | 958.252 | 1.544.556 |
| 18176 | 1.Creante ale bugetului local (ct.4640000-4970000). Total (rd.177+178+179+183), din care: | | |
| 18177 | - de la gospodariile populatie (S14) | 2.636.733 | 2.685.888 |
| 18178 | - de la societati nefinanciare (S11) | 4.134.268 | 2.620.200 |
| 18185 | Total creante (rd.176+184) | 6.771.001 | 5.306.088 |
| 18191 | Sume de primit de la Autoritatea de Certificare / Autoritatile de Management / Agentiile de Plati - FONDURI EXTERNE NERAMBURSABILE POSTADERARE (ct.4580301) | 7.717.516 | 7.487.098 |
| 18203 | 1.Sume datorate tertilor reprezentand garantii si cautiuni aflate in conturile institutiilor publice (ct.4280101+4280201+4620101+4620109).Total (rd.204+205+206), din care: | 77.097 | 142.788 |
| 18204 | - salariatilor (gospodariile populatiei)(S143) | 77.097 | 142.788 |
| 18262 | Credite pe termen scurt contractate de autoritatile locale si institutii din subordinea acestora (ct.1620100+1630100+1670101+1670103+ 1670109+5190101+5190102+5190106+5190180). Total (rd.263+264+265+265.1), din care acordate de: | 1.053.159 | 1.190.044 |

| COD | DENUMIRE INDICATORI | Sold la inceputul anului | Sold la sfarsitul perioadei |
|--------|---------------------------------------------------------------------------------------------------------------------------------------------------------------------------------------------------------------|--------------------------|-----------------------------|
| 18263 | - Societati care accepta depozite, exclusiv banca centrala (S122) | 1.053.159 | 1.190.044 |
| 18268 | Total(in baze cash)(rd.262+266+267+267.1) | 1.053.159 | 1.190.044 |
| 18275 | Total (in baze accrual) (cash+dobanzi) (rd.268+274) | 1.053.159 | 1.190.044 |
| 18286 | Credite pe termen lung primite (contractate, garantate, asimilate,etc) de institutiile publice locale (ct.1620200+1630200+1670201+1670202+1670203+1670209).Total (rd.287+288+289+289.1) din care acordate de: | 21.868.914 | 20.708.865 |
| 18287 | - Societati care accepta depozite, exclusiv banca centrala (S122) | 21.868.914 | 20.708.865 |
| 18290 | Total (in baze cash)(rd.286) | 21.868.914 | 20.708.865 |
| 18320 | Datoriile comerciale curente legate de livrari de bunuri si servicii (ct.4010100+4030100+4040100+4050100+4080000+4190000+4620101). Total (rd.321+322+326+327) din care catre: | 961.623 | 1.095.333 |
| 18321 | -Societati nefinanciare (S11) | 961.623 | 1.095.333 |
| 18331 | Datoriile institutiilor publice din administratia locala catre bugete (ct.4310100+4310200+4310300+4310400+4310500+4310600+4310700+4370100+4370200+4370300+4420300+4420801+4440000+4460100+4460200+4480100) | 1.358.691 | 1.896.389 |
| 18332 | Salariile angajatilor (ct.4210000+4230000+4260000+4270100+4270300+4280101) | 1.882.113 | 2.585.273 |
| 18333 | Alte drepturi cuvenite altor categorii de persoane (ct.4260000+4270200+4270300+4290000+4380000) | 88.223 | 95.348 |
| 18335 | Total (rd.331+332+333+334) | 3.329.027 | 4.577.010 |
| 183421 | Provizioane necurente (ct.1510201+1510202+1510203+1510204+1510208), din care: | 1.595.314 | 1.363.728 |
| 183423 | Provizioane necurente reprezentand drepturi de natura salariala stabilite in favoarea personalului din sectorul bugetar prin titluri devenite executorii (din soldul ct.1510203) | 672.759 | 819.309 |
| 18343 | Provizioane curente (ct.1510101+1510102+1510103+1510104+1510108), din care: | 32.387 | |
| 183432 | Provizioane curente reprezentand drepturi de natura salariala stabilite in favoarea personalului din sectorul bugetar prin titluri devenite executorii (din soldul ct.1510103) | 32.387 | |

Conducatorul institutiei

Conducatorul compartimentului
financiar- contabil

SITUATIA ACTIVELOR FIXE AMORTIZABILE
31 12 2018

Anexa 35a - lei -

| DENUMIREA ACTIVELOR FIXE | Cod | Existent la 31.12.2018 | | SOLD LA INCEPUTUL ANULUI | CRESTERI | | | | | TOTAL din care: | | | | | | | | | | | |
|------------------------------------------------------------------------------------------------------------------------------------------|------------|---------------------------|---|--------------------------------|----------|-------------|-----------|---|---|--------------------|---|---|--|--|--|--|--|--|--|--|--|
| | | 1 | 2 | | 3 | 4=5+6+7+8+9 | 5 | 6 | 7 | | 8 | 9 | | | | | | | | | |
| TOTAL JUDETLUL MURES | A | | | | | | | | | | | | | | | | | | | | |
| Concesiuni, brevete, licente, marci comerciale, drepturi si active similare (ct.2050000) | 003 | | | 121.120 | | | | | | | | | | | | | | | | | |
| Alte active fixe necorporale(ct.2080100,2080200) | 004 | | | 2.339.266 | | | | | | | | | | | | | | | | | |
| TOTAL | 005 | | | 2.460.386 | | | | | | | | | | | | | | | | | |
| Constructii (ct.212) din care: -alte active fixe incadrate in grupa constructii (ct.2120901), din care: | 008 016 | | | 4.409.096 | | | 1.537.528 | | | | | | | | | | | | | | |
| Instalatii tehnice, mijloace de transport, animale si plantatii (ct.2130100,2130200, 2130300,2130400) | 017 | | | 4.409.096 | | | 1.537.528 | | | | | | | | | | | | | | |
| Mobilier, aparatura birou, echipamente de protectie a valorilor umane si mate- riale si alte active fixe corporale (ct.2140000) | 018 | | | 8.714.466 | | | 373.326 | | | | | | | | | | | | | | |
| TOTAL | 019 | | | 2.550.609 | | | 17.472 | | | | | | | | | | | | | | |
| TOTAL ACTIVE FIXE | 020 | | | 15.674.171 | | | 1.928.326 | | | | | | | | | | | | | | |
| | | | | 18.134.557 | | | 1.928.326 | | | | | | | | | | | | | | |

| DENUMIREA ACTIVELOR FIXE | Cod | REDUCERI | | | | | | | | | | Ajustari de valoare (amortizari si ajustari pentru depreciere) | | | | | Valoarea contabila neta, din care: | | | |
|--------------------------------------------------------------------------------------------------------------------------------------------|-----|----------------------|-----------------------------------|-----------------------------|--------------------------|-------------------------------------|---------|-------------|--------------------------------|------------|-----------|-------------------------------------------------------------------|-------------|----------------|----------------|----------------|------------------------------------|------------------------------|-------------------------------------------------------|--|
| | | TOTAL din care: | Diferente din reevaluare**) | Eliminare amortizare***) | dezmembrari si casari | transferuri/ cu titlu gratuit | vanzari | alte cai | SOLD LA SFARSITUL ANULUI | 18 | 19 | 20 | 21=18+19-20 | 22=17-21-23-24 | 23=17-21-22-24 | 24=17-21-22-23 | Domeniul privat al statului | Domeniul privat al UAT | Proprietatea privata a institutiilor publice | |
| A | B | 10=11+12+13+14+15+16 | 11 | 12 | 13 | 14 | 15 | 16 | 17=3+4+10 | 18 | 19 | 20 | 21=18+19-20 | 22=17-21-23-24 | 23=17-21-22-24 | 24=17-21-22-23 | | | | |
| TOTAL JUDEȚUL MUREȘ | | | | | | | | | 17=3+4+10 | 18 | 19 | 20 | 21=18+19-20 | 22=17-21-23-24 | 23=17-21-22-24 | 24=17-21-22-23 | | | | |
| Concesiuni, brevete, licențe, mărci comerciale, drepturi și active similare (ct.2050000) | 003 | 1.956 | | | 1.956 | | | | 119.184 | 82.459 | | 1.956 | 80.503 | | | | 38.661 | | | |
| Alte active fixe necorporale(ct.2080100,2080200) | 004 | | | | | | | | 2.339.266 | 2.175.653 | 47.570 | 2.667 | 2.220.556 | | | | 118.710 | | | |
| TOTAL | 005 | 1.956 | | | 1.956 | | | | 2.458.430 | 2.258.112 | 47.570 | 4.623 | 2.301.059 | | | | 157.371 | | | |
| Construcții (ct.212), din care: bunuri active fixe încadrate în grupa construcții (ct.2120901), din care: | 008 | | | | | | | | 5.946.624 | 1.930.236 | 2.237.836 | 1.959.423 | 2.208.649 | | | | 3.737.975 | | | |
| Instalații tehnice, mijloace de transport, animale și plantații (ct.2130100,2130200, 2130300,2130400) | 016 | | | | | | | | 5.946.624 | 1.930.236 | 2.237.836 | 1.959.423 | 2.208.649 | | | | 3.737.975 | | | |
| Mobiliar, aparatură brotică, echipamente de protecție a valorilor umane și mate- riale și alte active fixe corporale (ct.2140000) | 017 | 1.272.669 | | | 1.272.669 | | | | 7.815.123 | 6.319.692 | 5.532.894 | 4.668.451 | 7.183.835 | | | | 631.188 | | | |
| TOTAL | 018 | 1.272.669 | | | 1.272.669 | | | | 7.815.123 | 6.319.692 | 5.532.894 | 4.668.451 | 7.183.835 | | | | 631.188 | | | |
| TOTAL | 019 | 1.288.932 | 16.263 | | 1.288.932 | | | | 2.551.818 | 2.292.913 | 89.250 | 42.433 | 2.338.730 | | | | 212.080 | | | |
| TOTAL ACTIVE FIXE | 020 | 1.290.888 | 1.290.888 | | 1.290.888 | | | | 16.313.565 | 10.542.841 | 7.859.780 | 6.670.307 | 11.732.314 | | | | 4.581.251 | | | |
| TOTAL ACTIVE FIXE | | 1.290.888 | 1.290.888 | | 1.290.888 | | | | 18.771.995 | 12.800.953 | 7.907.350 | 6.674.930 | 14.033.373 | | | | 4.738.822 | | | |

Conducatorul institutiei

Conducatorul compartimentului
financiar-contabil




SITUATIA ACTIVELOR FIXE NEAMORTIZABILE
31.12.2018

Anexa 35b - lei -

| DENUMIREA ACTIVELOR FIXE | Cod | Existent la 31.12.2018 | | SOLD LA INCEPUTUL ANULUI | CRESTERI | | | | | | | | | | | | | | |
|------------------------------------------------------------------------------------------------------|-----|---------------------------|----|--------------------------------|--------------------|-----------------------------|-----------|-----------------------------------------------|--------------------------|-------------|---|---|---|-------|--------------|---|---|---|---|
| | | UM | UM | | TOTAL din care: | diferente din reevaluare | achizitii | transferuri/ primit cu titlu gratuit | donatii, sponsorizari | alte cai | | | | | | | | | |
| | | | | | | | | | | | 1 | 2 | 3 | 4 | 5=6+7+8+9+10 | 6 | 7 | 8 | 9 |
| TOTAL JUDETUL MURES | B | | | | | | | | | | | | | | | | | | |
| Active fixe necorporale in curs de executie (ct.2330000) | 003 | | | | | | | 6.300 | | | | | | 6.300 | | | | | |
| TOTAL | 004 | | | | | | | 6.300 | | | | | | 6.300 | | | | | |
| ACTIVE FIXE CORPORALE | 006 | | | | | | | | | | | | | | | | | | |
| Amplasari la terenuri (ct.2110200) | 007 | | | | | | | | | | | | | | | | | | |
| Terenuri (ct.2110100) | 008 | | | | | | | | | | | | | | | | | | |
| Constructii (ct.212) din care: alte active fixe incadrate in grupa constructii (ct.2120901) | 016 | | | | | | | | | | | | | | | | | | |
| Instalatii tehnice, mijloace de transport, animale si plantatii (ct.2130100+2130200+2130300+2130400) | 017 | | | | | | | | | | | | | | | | | | |
| Active fixe corporale in curs de executie (ct.2310000) | 019 | | | | | | | | | | | | | | | | | | |
| TOTAL | 021 | | | | | | | | | | | | | | | | | | |
| TOTAL ACTIVE FIXE | 022 | | | | | | | | | | | | | | | | | | |

| DENUMIREA ACTIVELOR FIXE | Cod | REDUCERI | | | | | | SOLD LA SFARSITUL ANULUI | Valoarea aferenta activelor fixe neamortizabile | | | | | | |
|----------------------------------------------------|-----|--------------------|------------|-------------|-------------|---------|-------------|------------------------------------|-------------------------------------------------------|-------------------------------------------------|-------------------------------------------------|---------------------------------------------------------------------|-----------------------------------------------|-----------------------------------------------|----------------------------------------------------------------------------------------------------|
| | | TOTAL din care: | Reevaluare | dezmembrari | transferuri | vanzari | alte cai | | Fondul activelor fixe necorporale ct.1000000 | Domeniul public al statului ct.1010000 | Domeniul privat al statului ct.1020101 | Proprietatea privata a institutiilor publice ct.1020102 | Domeniul public al U.A.T. ct.1030000 | Domeniul privat al U.A.T. ct.1040101 | Proprietatea privata a institutiilor publice din administratia locala ct.1040102 |
| A | B | 11=12+13+14+15+16 | 12 | 13 | 14 | 15 | 16 | 17=4+5-11 15.08.1992=21.02.2022 | 18 | 19 | 20 | 21 | 22 | 23 | 24 |
| TOTAL JUDETEL MURES | | | | | | | | | | | | | | | |
| Active fixe necorporale in curs de ex- | 003 | | | | | | | 6.300 | | | | | | | |
| scute (ct.2330000) | | | | | | | | 6.300 | | | | | | | |
| TOTAL | 004 | | | | | | | | | | | | | | |
| ACTIVE FIXE CORPORALE | 006 | | | | | | | | | | | | | | |
| Amplasari la terenuri (ct.2110200) | 007 | | | | | | | 278.372 | | | 278.372 | | | | |
| Terenuri (ct.2110100) | 008 | 4.473.780 | | 4.398.787 | 74.993 | | | 18.856.946 | | | 14.575.750 | | | 4.281.096 | |
| Constructii (ct.212) din care: | 016 | | | | | | | 160.563.092 | | | 8.606.663 | | | | |
| Bile active fixe incadrate in grupa constructiilor | | | | | | | | | | | 8.606.663 | | | | |
| ct.2120901 | 017 | 4.473.780 | | 4.398.787 | 74.993 | | | 160.563.092 | | | 8.606.663 | | | | |
| Instalatii tehnice, mijloace de transport, | | | | | | | | | | | | | | | |
| animale si plantatii (ct.2130100+2130200+ | 019 | | | | | | | 2.388.303 | | | 2.388.303 | | | | |
| 2130300+2130400) | | | | | | | | | | | | | | | |
| Active fixe corporale in curs de ex- | | | | | | | | | | | | | | | |
| scute (ct.2310000) | 021 | 261.475 | | 186.482 | | | 74.993 | 7.278.710 | | | | | | | |
| TOTAL | | 4.735.255 | | 4.585.269 | 74.993 | | 74.993 | 189.365.323 | | | 8.606.663 | | | 4.281.096 | |
| TOTAL ACTIVE FIXE | 022 | 4.735.255 | | 4.585.269 | 74.993 | | 74.993 | 189.371.623 | | | 8.606.663 | | | 4.281.096 | |

Conducatorul institutiei

Conducatorul compartimentului
financiar- contabil

Situatia platilor efectuate
din fonduri externe nerambursabile (FEN) postaderare (titlul 56 si titlul 58) la data de
31.12.2018

| Denumirea sursei de finantare | Pag: 1 - lei - | | | | | | | | | | |
|-------------------------------------------------------------|---------------------------|--------------------------|--------------------------------------------------|------------------------------------------------|--------------------------------------------------------------------------------|----------------------------------------------------------------------------------------------------------------|------------------------------------------------------------|---------------------------------------------|---------------------------------------------|----------------------------------------------------------------------------------------------------------------------------------|------------------------------------------------------------------------------------------------------------|
| | Buget de stat (s 01-stat) | Buget local (s 02-local) | Bugetul asigurarilor sociale de stat (s 03-bass) | Bugetul asigurarilor pentru somaj (s 04-somaj) | Bugetul fondului national unic de asigurari sociale de sanatate (s05-sanatate) | Bugetul institutiilor publice si activitatilor finantate integral sau partial din venituri proprii (s10-local) | Bugetul fondurilor externe nerambursabile (s08-stat+local) | Bugetul creditelor externe (s06-stat+local) | Bugetul creditelor interne (s07-stat+local) | Bugetul institutiilor publice si activitatilor finantate integral sau partial din venituri proprii (s20-stat+asigurari+autonome) | Bugetul institutiilor publice si activitatilor finantate integral din venituri proprii (s10-stat+autonome) |
| A | 01 | 02 | 03 | 04 | 05 | 06 | 07 | 08 | 09 | 10 | 11 |
| TOTAL JUDETEL RURES | | | | | | | | | | | |
| Total plati (titlul VIII cod56+titlul X cod58) (rd.2+rd.11) | | 572.335 | | | | | | | | | |
| Total plati (titlul X cod58) | | 572.335 | | | | | | | | | |
| Active nefinanciare (titlul XIII) | | 572.335 | | | | | | | | | |

Conducatorul institutiei


Conducatorul compartimentului financiar-contabil

Situatia unor indicatori referitori la protectia copilului
si a persoanelor cu handicap
31 12 2018


pag.: 1

| COD | DENUMIRE | NUMAR |
|-------|----------------------------------------------------------|-------|
| 0 | TOTAL JUDETUL MURES | |
| 08007 | Asistenti personali pentru persoanele cu handicap | 28 |
| 08008 | Indemnizatii lunare alocate persoanelor cu handicap grav | 96 |

Conducatorul institutiei



Conducatorul compartimentului
financiar- contabil



VENITURILE SI CHELTUIELILE BUGETELOR
LOCALE PE UNITATI ADMINISTRATIV TERITORIALE

31 12 2018

- lei -

| Denumire Indicatori | Cod Indicator | Nr. rand | Prevederi Anuale | Realizat |
|----------------------------------------------------------------------------------------------------------------------------------------------------------------------------------|---------------|----------|------------------|------------|
| A | B | C | 1 | 2 |
| TOTAL JUDETUL MURES | | 0 | | |
| ILORASE | 000102 | 24029 | | |
| VENITURI TOTAL | | | 29.933.000 | 23.601.408 |
| Venituri proprii | 4990 | 24030 | 17.486.000 | 14.840.724 |
| 1. Venituri curente, din care: | 000202 | 24031 | 25.090.000 | 22.443.132 |
| a) Cote si sume defalcate din impozitul pe venit | 0402 | 24032 | 6.008.000 | 6.621.092 |
| -cote defalcate din impozitul pe venit | 040201 | 24033 | 5.262.000 | 5.874.999 |
| -Sume alocate din cotele defalcate din impozitul pe venit pentru echilibrarea bugetelor locale | 040204 | 24034 | 746.000 | 746.093 |
| b) Sume defalcate din taxa pe valoarea adaugata | 1102 | 24035 | 7.633.000 | 7.631.063 |
| -sume defalcate din taxa pe valoarea adaugata pentru finantarea cheltuielilor descentralizate la nivelul comunelor, oraselor, municipiilor si sectoarelor Municipiului Bucuresti | 110202 | 24037 | 2.947.000 | 2.945.063 |
| -sume defalcate din taxa pe valoarea adaugata pentru drumuri | 110205 | 24039 | 16.000 | 16.000 |
| -sume defalcate din taxa pe valoarea adaugata pentru echilibrarea bugetelor locale | 110206 | 24040 | 4.670.000 | 4.670.000 |
| 2. Venituri din capital | 390002 | 24045 | 29.000 | 28.655 |
| 4. Subventii de la alte nivele ale administratiei publice | 420002 | 24050 | 1.764.000 | 929.769 |
| -subventii de la bugetul de stat | 4202 | 24051 | 1.712.000 | 920.485 |
| -subventii de la alte administratii | 4302 | 24052 | 52.000 | 9.284 |
| Sume primite de la UE/alti donatori in contul platilor efectuate si prefinantari aferente cadrului financiar 2014-2020 | 4802 | 240522 | 3.050.000 | 199.852 |
| CHELTUIELI TOTAL | 5002 | 24053 | 30.508.000 | 24.018.174 |
| Deficit | 9902 | 24055 | -575.000 | -416.766 |
| EXCEDENT TOTAL CUMULAT (an curent si anii precedenti) din care: | | 24056 | | 158.123 |
| CORELATII | 000102 | 24112 | | |
| VENITURI TOTAL | | | 29.933.000 | 23.601.408 |
| Venituri proprii | 4990 | 24113 | 17.486.000 | 14.840.724 |
| 1. Venituri curente, din care: | 000202 | 24114 | 25.090.000 | 22.443.132 |
| a) Cote si sume defalcate din impozitul pe venit | 0402 | 24115 | 6.008.000 | 6.621.092 |
| -cote defalcate din impozitul pe venit | 040201 | 24116 | 5.262.000 | 5.874.999 |
| -sume alocate din cotele defalcate din impozitul pe venit pentru echilibrarea | 040204 | 24117 | | |

**VENITURILE SI CHELTUIELILE BUGETELOR
LOCALE PE UNITATI ADMINISTRATIV TERITORIALE**

31 12 2018


- lei -

| Denumire Indicatori | Cod Indicator | Nr. rand | Prevederi Anuale | Realizat |
|----------------------------------------------------------------------------------------------------------------------------------------------------------------------------------|---------------|----------|------------------|------------|
| A | B | C | 1 | 2 |
| bugetelor locale | | | 746.000 | 746.093 |
| b) Sume defalcate din taxa pe valoarea adaugata | 1102 | 24118 | | |
| -sume defalcate din taxa pe valoarea adaugata pentru finantarea cheltuielilor descentralizate la nivelul comunelor, oraselor, municipiilor si sectoarelor Municipiului Bucuresti | 110202 | 24120 | 7.633.000 | 7.631.063 |
| -sume defalcate din taxa pe valoarea adaugata pentru drumuri | 110205 | 24122 | 2.947.000 | 2.945.063 |
| -sume defalcate din taxa pe valoarea adaugata pentru echilibrarea bugetelor locale | 110206 | 24123 | 16.000 | 16.000 |
| 2. Venituri din capital | 390002 | 24128 | 4.670.000 | 4.670.000 |
| 4. Subventii de la alte nivele ale administratiei publice | 420002 | 24133 | 29.000 | 28.655 |
| -subventii de la bugetul de stat | 4202 | 24134 | 1.764.000 | 929.769 |
| -subventii de la alte administratii | 4302 | 24135 | 1.712.000 | 920.485 |
| Sume primite de la UE/alti donatori in contul platilor efectuate si prefinantari aferente cadrului financiar 2014-2020 | 4802 | 241352 | 52.000 | 9.284 |
| CHELTUIELI TOTAL | 5002 | 24136 | 3.050.000 | 199.852 |
| Deficit | 9902 | 24138 | 30.508.000 | 24.018.174 |
| EXCEDENT TOTAL CUMULAT (an curent si anii precedenti) din care: | | 24139 | -575.000 | -416.766 |
| | | | | 158.123 |

Conducatorul institutiei




Conducatorul compartimentului financiar- contabil




Situatia actiunilor/partilor sociale detinute direct/indirect de catre UAT, la operatorii economici

| Nr. Crt. | Operatorul Economic la care Unitatea administrativ teritoriala este actionar direct sau indirect | | Tip operator (SRL, SA, ASO, RA, RAS) | Capitalul social al operatorului economic (lei) | Unitatea Administrativ teritoriala este actionara | | Valoarea actiunilor/partilor sociale din capitalul social al operatorului economic, detinute de catre unitatea administrativ teritoriala (lei) | | Pondere in Capitalul social al operatorului economic | |
|--------------------------------------------------------------------|--------------------------------------------------------------------------------------------------|------------------------------------------------------------|--------------------------------------|-------------------------------------------------|---------------------------------------------------|------------------------------------------------------|------------------------------------------------------------------------------------------------------------------------------------------------|------------|------------------------------------------------------|---------------------------------------|
| | Cod unic de identificare | Cod CAEN al activitatii principale a operatorului economic | | | Denumirea operatorului Economic | Direct | Indirect | Direct | | Indirect |
| 1 | 2 | 3 | 4 | 5 | 6 | 7 | 8 | 9 | 10 | 11 = 9 / 6 * 100 11 = 10 / 6 * 100 |
| 1 | 38547405 | 8129 | S.C. ADMINISTRATIV SERV LUDUS S.R.L. | SRL | 180.000,00 | Direct | | 180.000,00 | | 100,000 |
| 2 | 10755074 | 3600 | S.C. COMPANIA AQUASERV SA | SA | 7.575.000,00 | Direct | | 324.423,00 | | 4,280 |
| 3 | 15349689 | 6832 | S.C. PARC INDUSTRIAL SA | SA | 1.445.904,00 | Direct | | 33.587,00 | | 2,320 |
| 3 Operator(i) economic(i) la care UAT detine actiuni/parti sociale | | | | | | Total valoare actiuni raportate la data: 31-12-2018: | | 538.010,00 | | |

Conducatorul institutiei,




Conducatorul compartimentului financiar-contabilitate,



Nota:

Judetul = cel din care face parte unitatea administrativ teritoriala (UAT);

col 7 = UAT este actionar direct la operatorul economic(Op.Ec): situatia in care o UAT detine in nume propriu actiuni sau parti sociale la un Op.Ec

col 8 = UAT este actionar INDIRECT la Op.Ec: situatia in care un Op.Ec, la care o UAT detine in nume propriu, integral sau majoritar, actiuni sau parti sociale, este actionar sau detine parti sociale la un alt Op.Ec;

In municipiul Bucuresti, autoritatile administratiei publice locale de la nivelul sectoarelor raporteaza operatorii economici la care administreaza/controlaza actiuni sau parti sociale, potrivit hotararilor Consiliului General al Municipiului Bucuresti;

col 4 = Operator economic: societate comerciala la care o UAT detine actiuni sau parti sociale; regii autonome in subordinea autoritatilor administratiei publice locale (RAS).